

Mayor

Joe Coviello

Council Members

District 1: John Gunter

District 2: John M. Carioscia Sr.

District 3: Marilyn Stout

District 4: Jennifer I. Nelson

District 5: Lois Welsh

District 6: Richard Williams

District 7: Jessica Cosden



City Manager

John Szerlag

City Attorney

Dolores Menendez

City Auditor

Andrea R. Russell

City Clerk

Kimberly Bruns

1015 Cultural Park Blvd.
Cape Coral, FL

**AGENDA FOR THE SPECIAL MEETING OF THE
CAPE CORAL CITY COUNCIL**

July 6, 2020	4:30 PM	Council Chambers
--------------	---------	------------------

PLEDGE OF CIVILITY

We will be respectful of each other even when we disagree.
We will direct all comments to the issues. We will avoid personal attacks.

VIDEO

1. MEETING CALLED TO ORDER

A. MAYOR COVIELLO

2. INVOCATION/MOMENT OF SILENCE

3. PLEDGE OF ALLEGIANCE

4. ROLL CALL

A. MAYOR COVIELLO, COUNCIL MEMBERS CARIOSCIA, COSDEN, GUNTER, NELSON, STOUT, WELSH, WILLIAMS

B. REMOTE PARTICIPATION

5. CITIZENS INPUT TIME

A maximum of 60 minutes is set for input of citizens on matters concerning the City Government; 3 minutes per individual.

6. ORDINANCES/RESOLUTIONS

A. Emergency Ordinance 1-20 Public Hearing Face Covering Requirement (Continued from July 2, 2020)

WHAT THE EMERGENCY ORDINANCE ACCOMPLISHES:

The Emergency Ordinance mandates that individuals wear a face covering in certain circumstances, provides for incorporation of recitals as legislative findings, definitions, mandatory requirements,

and penalties and enforcement. (Applicant: Brought forward by Mayor Coviello)

7. TIME AND PLACE OF FUTURE MEETINGS

- A. A Regular Meeting of the Cape Coral City Council is Scheduled for Monday, July 20, 2020 at 4:30 p.m. in Council Chambers

8. MOTION TO ADJOURN

This agenda should not be viewed as containing definitive information on matters of law with respect to ordinance and resolution summaries.

GENERAL RULES AND PROCEDURES REGARDING THE CAPE CORAL CITY COUNCIL AGENDA

In accordance with the Americans with Disabilities Act and Section of 286.26, Florida Statutes, persons with disabilities needing special accommodation to participate in this meeting should contact the Office of the City Clerk at least forty-eight (48) hours prior to the meeting. If hearing impaired, telephone the Florida Relay Service Numbers, 1-800-955-8771 (TDD) or 1-800-955-8770 (v) for assistance.

Persons wishing to address Council under Citizens Input or the Consent Agenda may do so during the designated times at each meeting. No prior scheduling is necessary. All speakers must have their presentations approved by the City Clerk's office no later than 3:00 PM the day of the meeting.

Any citizen may appear before the City Council at the scheduled PUBLIC HEARING/INPUT to comment on the specific agenda item being considered. No prior scheduling is necessary.

When recognized by the presiding officer, a speaker shall address the City Council from the designated speaker's lectern, and shall state his or her name and whom, if anyone, he or she represents. An address shall only be required if necessary to comply with a federal, state or local law.

Copies of the agenda are available in the main lobby of Cape Coral City Hall and in the City Council Office, 1015 Cultural Park Boulevard. Copies of all back-up documentation are also available for review in the lobby of Council Chambers. You are asked to refrain from removing any documentation. If you desire copies, please request they be made for you. Copies are 15 cents per page. Agendas and back-up documentation are also available on-line on the City website (capecoral.net) after 4:00 PM on the Thursday prior to the Council Meeting.

***PUBLIC HEARINGS DEPARTMENT OF COMMUNITY DEVELOPMENT CASES**

In all public hearings for which an applicant or applicants exist and which would affect a relatively limited land area, including but not limited to PDPs, appeals concerning variances or special exceptions, and small-scale rezonings, the following procedures shall be utilized in order to afford all parties or their representatives a full opportunity to be heard on matters relevant to the application:

1. The applicant, as well as witnesses offering testimony or presenting evidence, will be required to swear or affirm that the testimony they provide is the truth.
2. The order of presentation will begin with the City staff report, the presentation by the applicant and/or the applicant's representative; witnesses called by the applicant, and then members of the public.
3. Members of the City Council may question any witness on relevant issues, by the applicant and/or the applicant's representative, City staff, or by any member of the public.
4. The Mayor may impose reasonable limitations on the offer of testimony or evidence and refuse to hear testimony or evidence that is not relevant to the issue being heard. The Mayor may also impose reasonable limitations on the number of witnesses heard when such witnesses become repetitive or are introducing duplicate testimony or evidence. The Mayor may also call witnesses and introduce evidence on behalf of the City Council if it is felt that such witnesses and/or evidence are necessary for a thorough consideration of the subject.
5. After the introduction of all-relevant testimony and evidence, the applicant shall have the opportunity to present a closing statement.
6. If a person decides to appeal any decision made by the City Council with respect to any matter considered at such meeting or hearing, he or she will need a record of the proceedings, and that, for such purpose, he or she may need to ensure that a verbatim record of the proceedings is made, which record includes the testimony and evidence upon which the appeal is to be based.

Item Number: 6.A.
Meeting Date: 7/6/2020
Item Type: ORDINANCES/RESOLUTIONS

AGENDA REQUEST FORM
CITY OF CAPE CORAL



TITLE:

Emergency Ordinance 1-20 Public Hearing Face Covering Requirement (Continued from July 2, 2020)

REQUESTED ACTION:

Approve or Deny

STRATEGIC PLAN INFO:

1. Will this action result in a Budget Amendment? No
2. Is this a Strategic Decision?
If Yes, Priority Goals Supported are listed below.
If No, will it harm the intent or success of the Strategic Plan?

PLANNING & ZONING/HEARING EXAMINER/STAFF RECOMMENDATIONS:

SUMMARY EXPLANATION AND BACKGROUND:

WHAT THE EMERGENCY ORDINANCE ACCOMPLISHES:

The Emergency Ordinance mandates that individuals wear a face covering in certain circumstances, provides for incorporation of recitals as legislative findings, definitions, mandatory requirements, and penalties and enforcement. (Applicant: Brought forward by Mayor Coviello)

LEGAL REVIEW:

EXHIBITS:

Emergency Ordinance 1-20
Recommendation Memo
Staff presentation
EOC Flash Report - presented during meeting

PREPARED BY:

City Attorney Division- Department-

SOURCE OF ADDITIONAL INFORMATION:

ATTACHMENTS:

Description	Type
▣ Emergency Ordinance 1-20	Ordinance
▣ Recommendation memo	Backup Material
▣ Staff Presentation	Backup Material
▣ EOC Flash Report	Backup Material

EMERGENCY ORDINANCE 1-20

AN EMERGENCY ORDINANCE OF THE CITY OF CAPE CORAL, FLORIDA, MANDATING THAT INDIVIDUALS WEAR A FACE COVERING IN CERTAIN CIRCUMSTANCES; PROVIDING FOR INCORPORATION OF RECITALS AS LEGISLATIVE FINDINGS; PROVIDING FOR DEFINITIONS; PROVIDING FOR MANDATORY REQUIREMENTS; PROVIDING FOR PENALTIES AND ENFORCEMENT; PROVIDING SEVERABILITY AND AN EFFECTIVE DATE.

WHEREAS, Novel Coronavirus Disease 2019 (COVID-19) is a severe acute respiratory illness that can spread among humans through respiratory transmission and presents with the symptoms similar to those of influenza; and

WHEREAS, the Governor of the State of Florida issued Executive Order No. 20-51 on March 1, 2020 declaring a Public Health Emergency in the State of Florida, and Executive Order No. 20-52 on March 9, 2020, as extended by Executive Order 20-114 on May 8, 2020, declaring a State of Emergency for the entire state of Florida; and

WHEREAS, the City Council of the City of Cape Coral finds that COVID-19 presents a danger to the health, safety, and welfare of the public; and

WHEREAS, COVID-19 is spread through airborne transmission from individuals sneezing, speaking and coughing, and infectious droplet nuclei can spread for a great distance, although how far is not fully understood at present; and

WHEREAS, Governor DeSantis has issued a series of executive orders to re-open Florida, and some of the restrictions to flatten the curve and slow the spread of COVID-19 have correspondingly been relaxed; and

WHEREAS, the continued operation of businesses providing goods and services is necessary to provide essential goods and services to the public and visitors and to support the local economy; and

WHEREAS, the re-opening of the State will lead to more contact between individuals and the potential for increased community spread of the disease; and

WHEREAS, despite mitigation efforts, the number of cases continues to rise which indicates greater local community spread and transmission of the disease; and

WHEREAS, federal and state health officials have indicated that they expect additional cases of COVID-19 to be identified in the coming days and, based on the highly contagious nature of COVID-19, additional person-to-person transmission is likely; and

WHEREAS, conditions presented by the threat of COVID-19 continue to pose a threat to the public health that requires dynamic emergency response, including the imposition of additional mitigation strategies as conditions require; and

WHEREAS, the use of face coverings has been identified as a measure to assist in preventing individuals who may be shedding COVID-19 from spreading it to other individuals; and

WHEREAS, to reduce the spread of the disease, the Centers for Disease Control (“CDC”) recommends the use of cloth face coverings in public settings where other social distancing measures are difficult to maintain, such as grocery stores and pharmacies, since many individuals with no symptoms can spread the virus, and even individuals who develop symptoms can transmit the virus to others before showing symptoms; and

WHEREAS, Florida Medical Associations President Ronald L. Giffler, MD, JD, MBA, has issued a statement urging Floridians to use face coverings to prevent the further spread of COVID-19, and further calling on local officials to adopt regulations requiring the use of masks in public places, specifically stating “[t]he science is clear. Asymptomatic infected individuals can release aerosol particles while breathing and speaking. Not wearing a mask or face covering increases exposure, whereas universal masking greatly reduces the spread of viral particles. The message is simple: For the

sake of your health and the health of everyone around you, Florida’s doctors want you to wear a mask.”; and

WHEREAS, on June 22, 2020, after Florida reported more than 4,000 new cases of COVID-19 in a single day, State Surgeon General Scott Rivkees issue an additional public health advisory recommending people wear face coverings in any setting where social distancing is not possible, stating that “all individuals [should] refrain from participation in social or recreational gatherings of more than 50 people” and in smaller crowds “practice social distancing by maintaining a distance of at least six feet from each other and wear a face covering.”; and

WHEREAS, the CDC recommends only simple cloth face coverings for the general population and not surgical masks or N-95 respirators because these are critical supplies that must continue to be reserved for healthcare workers and other first responders; and

WHEREAS, cloth face coverings are relatively inexpensive and readily available as the CDC states that they can be made from household items and provides online guidance for making “do-it-yourself” coverings for people who cannot or do not want to buy one from the increasing sources producing and selling coverings; and

WHEREAS, the CDC does not recommend wearing a cloth face covering for children under the age of 2, or anyone who has trouble breathing, or is unconscious, incapacitated, or otherwise unable to remove a mask without assistance; and

WHEREAS, a special meeting of the City Council has been scheduled for the single purpose of discussing the recent increase in COVID-19 cases in Southwest Florida and to consider additional mitigation requirements to be imposed citywide, including the requirement of mandatory face coverings; and

WHEREAS, the City was provided with information regarding mandatory face covering requirements adopted in other parts of the State and a list of resources regarding recommendations relating to face coverings issued by various worldwide, federal, and state health organizations; and

WHEREAS, adopting face covering requirements via ordinance, as opposed to local emergency powers, would permit enforcement through civil citations and fines instead of criminal prosecution as a second-degree misdemeanor; and

WHEREAS, the City Council has unanimously determined that exigent conditions exist that make the immediate enactment of this Emergency Ordinance is necessary as authorized in Section 166.041(3)(b), Florida Statutes; and

WHEREAS, the City Council finds the immediate implementation of this Emergency Ordinance is necessary for the preservation of the health, safety and welfare of the community.

NOW, THEREFORE, BE IT RESOLVED BY THE CITY COUNCIL OF THE CITY OF CAPE CORAL FLORIDA AS FOLLOWS:

Section 1. Incorporation of Recitals as Legislative Findings. The recitals of this Emergency Ordinance are incorporated herein and constitute the legislative findings of the City Council. The recitals are made fully a part of this Emergency Ordinance as if the recitals were set out in a section hereunder.

Section 2. Definitions.

- (i) **Face Covering.** A “face covering” is a material that covers the nose and mouth and that fits snugly against the sides of the face so there are no gaps. It can be secured to the head with ties or straps or simply wrapped around the lower face. It can be made of a variety of materials, such as cotton, silk or linen. Coverings with materials made of multiple layers is highly encourage. A cloth face covering may be factory-made or sewn by hand, or the cloth face covering can be improvised from household item. The CDC has posted additional information regarding how to make, wear, and wash a cloth face covering at <https://www.cdc.gov/coronavirus/2019-ncov/prevent-getting-sick/about-face-coverings.html>.
- (ii) **Business Establishment.** A “business establishment” means a location with a roof overhead under which any business is conducted, goods are made stored or processed or where services are rendered. The term “business establishment” includes transportation

network companies, such as Ubers and Lyft, and other passenger vehicles for hire. The term “business establishment” includes locations where non-profit, governmental, and quasi-governmental entities facilitate public interactions or conduct business. The term “business establishment” also includes places of worship.

- (iii) Lodging Establishment. A “lodging establishment” shall have the same meaning as the term “transient public lodging establishment” has in Section 509.013(4)(a)1, Florida Statutes. Accordingly, for purposes of this Emergency Ordinance, a “lodging establishment” means any unit, group of units, dwelling, building, or group of buildings within a single complex of building which is rented to guests more than three times in a calendar year for periods of less than 30 days or 1 calendar month, whichever is less, or which is advertised or held out to the public as a place regularly rented to guests.

Section 3. Mandatory Requirements.

- (i) An individual in a business establishment must wear a face covering while in that business establishment.
- (ii) The requirement in this section does not apply to:
 - a. A child under the age of 6.
 - b. Persons who has trouble breathing due to chronic pre-existing condition or individuals with a documented or demonstrable medical problem. It is the intent of this provision that those individuals who cannot tolerate a facial covering for a medical, sensory, or any other condition which makes it difficult for them to utilize a face covering and function in public are not required to wear one.
 - c. Public safety, fire, and other life safety and health care personnel, as their personal protective equipment requirements will be governed by their respective agencies.
 - d. Persons exercising while observing at least 6 feet of distancing from another person.
 - e. Restaurant and bar patrons while eating or drinking. It is the intent of this provision that a face covering will be worn while traversing a business establishment for ingress and egress, to use the facilities, and while otherwise standing when persons are unable to maintain at least 6 feet of distancing.
 - f. Business owners, managers, and employees who are in an area of a business establishment that is not open to customers, patrons, or the public, provided that 6 feet of distance exists between persons. This exception does not apply to employees who are present in the kitchen or other food and beverage preparation area of a business establishment.
 - g. An individual in a lodging establishment who is inside of the lodging unit, including, but not limited to, a hotel room, motel room, vacation rental unit, timeshare unit, or similar unit.
- (iii) Every business establishment is required to post signage notifying all persons of the requirement to wear a face covering as provided in this section.
- (iv) Nothing herein shall require or allow a person to wear a face covering to conceal the identity of the wearer in violation of Chapter 876, Florida Statutes.

Section 4. Penalties and Enforcement.

- (i) A violation of this Emergency Ordinance is a noncriminal infraction. A violation of this Emergency Ordinance does not authorize the search or arrest of an individual. Prior to the issuance of a citation, the individual will be asked to comply with the Emergency Ordinance or be able to explain how an exception in section 3(ii) applies to them. Failure to comply with the requirements of this Emergency Ordinance presents a serious threat to the public health, safety, and welfare, and a citation may be issued for such a violation after the inquiry referenced above.
- (ii) The penalty for a violation of this Emergency Ordinance is:
 - a. For a first offense, a fine of \$50.00.
 - b. For a second offense, a fine of \$125.00.
 - c. For a third and each subsequent offense, a fine of \$250.00.
 - d. All other remedies available at law or equity, including injunction, remain available to the City, even after issuance of a citation.

Section 5. Severability. In the event that any portion or Section of this ordinance is determined to be invalid, illegal or unconstitutional by a court of competent jurisdiction, such decision shall in no manner affect the remaining portions or Sections of this ordinance which shall remain in full force and effect.

Section 6. This Emergency Ordinance shall become effective immediately upon its adoption by City Council.

ADOPTED BY THE CITY COUNCIL OF THE CITY OF CAPE CORAL AT ITS SPECIAL COUNCIL SESSION THIS _____ DAY OF _____, 2020.

JOE COVIELLO, MAYOR

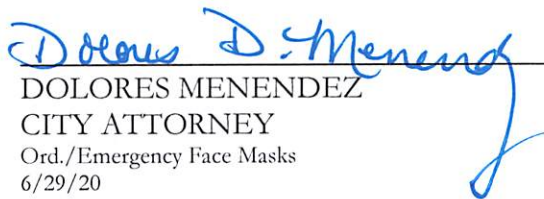
VOTE OF MAYOR AND COUNCILMEMBERS:

COVIELLO	_____	NELSON	_____
GUNTER	_____	WELSH	_____
CARIOSCIA	_____	WILLIAMS	_____
STOUT	_____	COSDEN	_____

ATTESTED TO AND FILED IN MY OFFICE THIS _____ DAY OF _____, 2020.

KIMBERLY BRUNS
CITY CLERK

APPROVED AS TO FORM:





 DOLORES MENENDEZ
 CITY ATTORNEY
 Ord./Emergency Face Masks
 6/29/20

MEMORANDUM

CITY OF CAPE CORAL
Unified Command

TO: Mayor Coviello and Council Members

FROM: John Szerlag, City Manager 
David Newlan, Chief of Police
Ryan Lamb, Fire Chief 
Paul Clinghan, Public Works Director *PRC*

DATE: July 1, 2020

SUBJECT: Unified Command / Mandatory Face Covering Recommendations

On June 28, 2020, Unified Command was tasked with researching the issue of a mandatory face covering policy for the City of Cape Coral; and to subsequently make a recommendation on said policy.

Background

Based on the concerns with the increase of positive COVID-19 cases, numerous jurisdictions within the State of Florida have enacted a mandate to require facial coverings and social distancing. Most of these jurisdictions are following the mandate initiated by their County commission.

The majority of these jurisdictions are strongly recommending the use of face coverings per CDC guidelines rather than imposing civil penalties and/or criminal charges for individual violators.

Recommendation

Unified Command would prefer the City of Cape Coral to opt for a strong recommendation on the use of face coverings without the threat of civil/criminal penalties. The issue of mandatory face coverings is a controversial issue. The enforcement of the mandate would potentially place our Police Department, as well as Code Compliance, in precarious situations at a time when our nation's expectations of law enforcement are being challenged. These potentially adverse encounters could escalate into arrest situations and reflect negatively on our positive relationship with our community.

Our recommendation follows the recent comments from Dr. Larry Antonucci, CEO of Lee Health, who said, "Education on masks is more effective than mandates."

As such, we believe an effective public awareness and educational effort on the benefits of wearing a mask is the best course of action at this time. This also comports with Lee County Government's current position.

The City of Cape Coral will continue to advance public awareness and education and strongly encourage the use of face coverings in all situations where recommended social distancing is not possible (both indoors and outdoors). This includes social media messaging and using our existing relationships with non-governmental organizations such as the CRA, SCHEA, Chamber of Commerce, etc. to partner in our public awareness and educational campaign.

Summary

As stated above, Unified Command prefers the option of a strong recommendation for face coverings with a public education effort.

Should Council decide to move forward and mandate the wearing of face coverings in the City of Cape Coral, we would recommend the directive be imposed on businesses and not on individuals. As an example, utilizing the Hillsborough County model, which mandates compliance on the businesses which operate under a roof to ensure not only the employees but the patrons are following facial covering and social distancing mandates.


The background of the slide features a microscopic view of COVID-19 virus particles. On the left, a large, detailed cluster of spherical particles with prominent surface spikes is visible. Several smaller, similar particles are scattered across the dark blue background. The overall color palette is dominated by shades of blue and cyan.

COVID-19

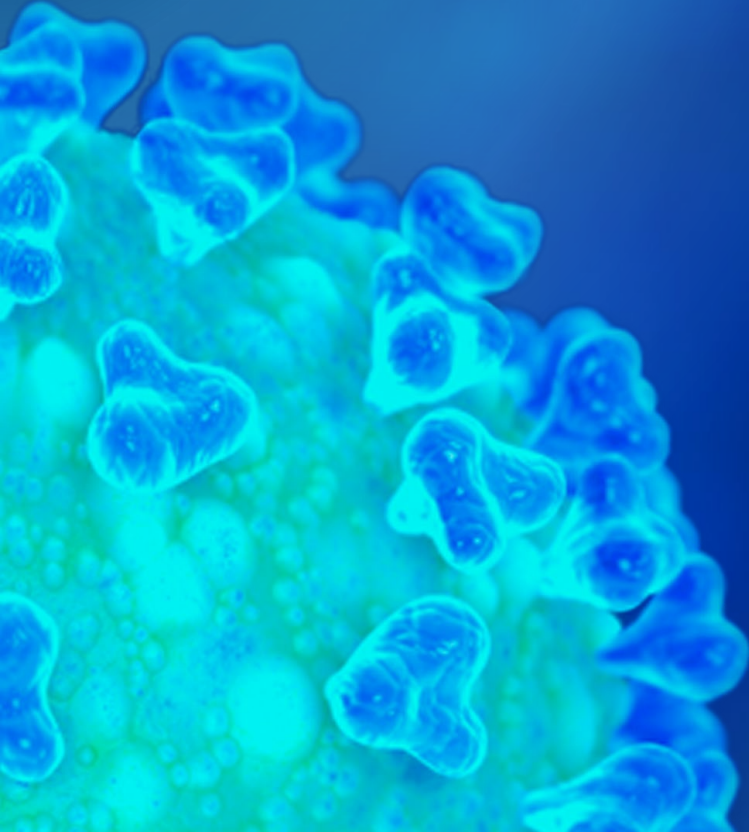
City of Cape Coral Update

*Much of the information presented is from a presentation from Dr. Kenneth Scheppke, State of FL EMS Medical Director, June 2020

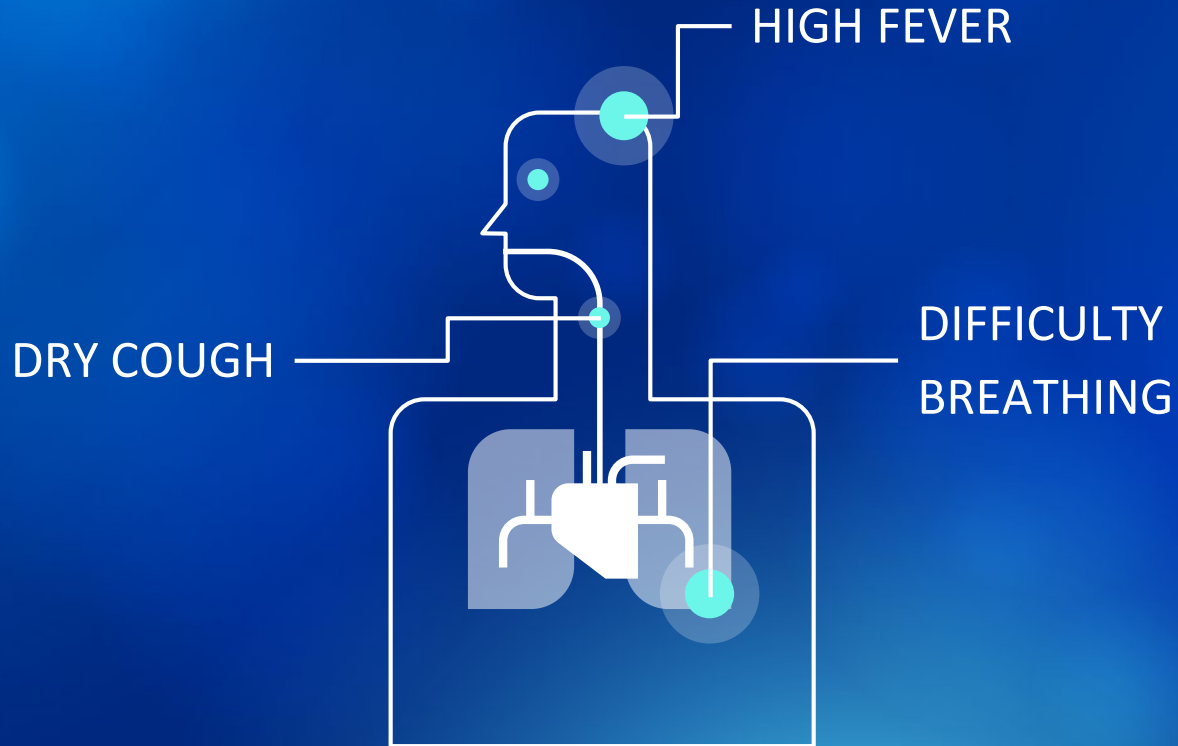
COVID-19 Background

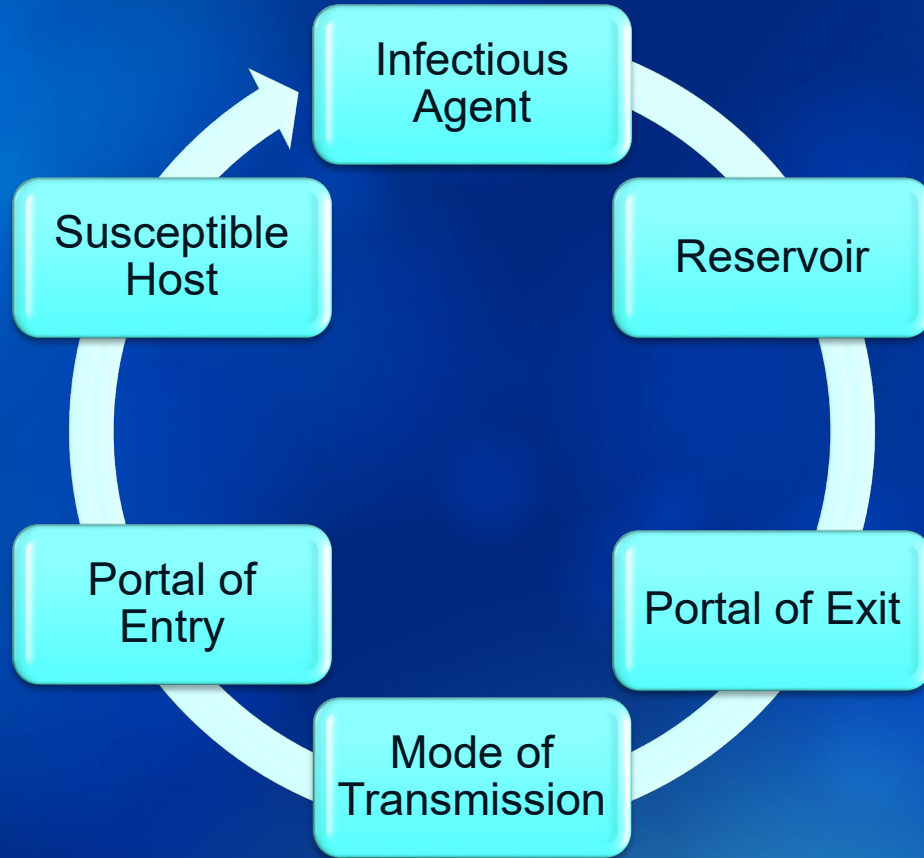


- COVID-19 is an infectious disease caused by SARS-CoV-2 (coronavirus).
- The outbreak originated in Wuhan, China in November 2019.
- January 21, 2020, 1st confirmed case in US
- March 1, 1st confirmed case in FL
- March 7, 1st confirmed case in Lee County
- March 21, 1st confirmed case in Cape Coral



COVID-19 Symptoms





PREVENTING THE SPREAD OF COVID-19




Wash your hands with soap and water or use an alcohol-based sanitizer



Distancing of at least 6 feet




Stay home if you are sick, have been close contact someone who is COVID-19 positive, have been tested for COVID-19 or have COVID-19



Cover your mouth and nose when coughing



Clean frequently touched surfaces



Try not to touch your eyes, your nose and your mouth



Wearing a mask in public, especially indoors

R₀: The average number of new infections generated by one person

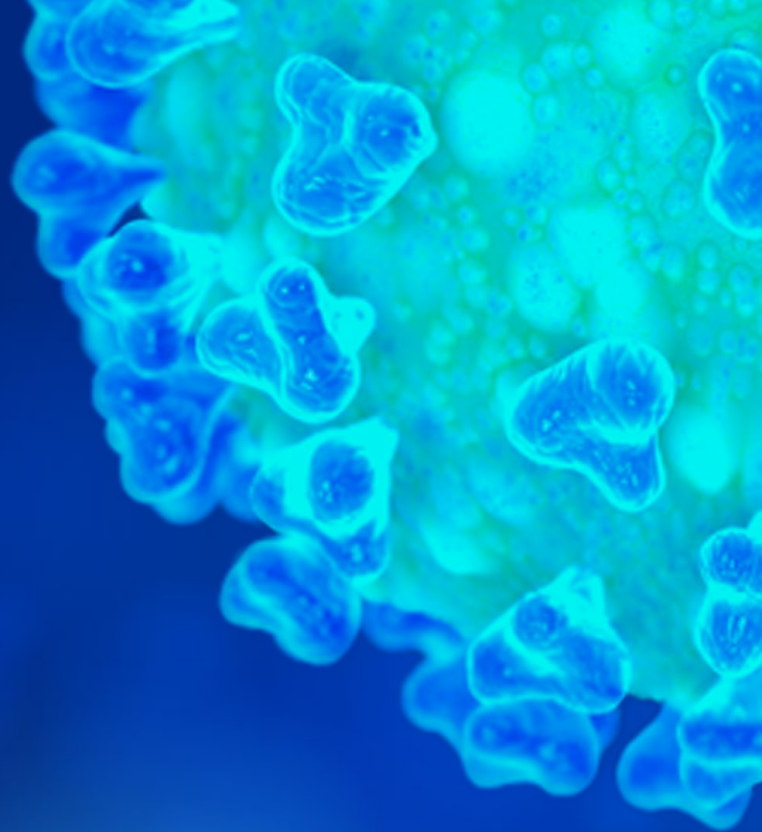
R<1: The infection dies out

R=1: The infection is consistent

R>1: The infection will exponentially grow

Typical flu: R=1.3 to 1.4

COVID-19: R=2.5



Cape Coral EOC COVID-19 Dashboard

Cape Coral EOC (COVID-19 Dashboard)

State of Florida

Total Cases **169,106** Total Tests **2,033,794**

Resident Positive Cases **166,303** Resident Hospitalizations **15,150**

Florida Positive Test **169,106**
Florida Negative Test **1,863,077**

Resident Tests **986,382** Resident Deaths **3,617**

Florida Percent Positive **8.3%**

Florida Resident Florida Non-Resident Map

Testing Results Map

Lee County

Total Cases **6,223** Total Tests **58,505**

Resident Positive Cases **6,105** Resident Hospitalizations **602**

Lee County Positive Test **6,223**
Lee County Negative Test **52,267**

Resident Tests **28,704** Resident Deaths **161**

Lee County Percent Positive **10.6%**

Lee County Resident Lee County Non-Resident Map

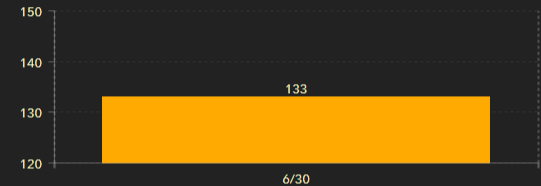
Testing Results Map

Cape Coral Total Cases

1,221

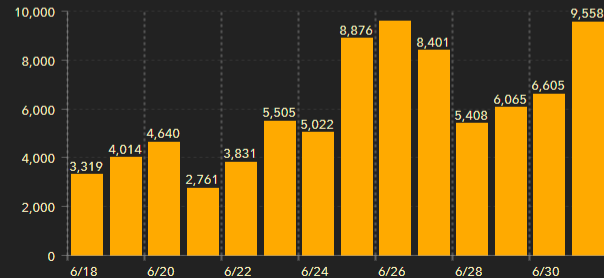
Total Cases Zip Code 33993 216	Total Cases Zip Code 33909 280
Total Cases Zip Code 33991 161	Total Cases Zip Code 33990 233
Total Cases Zip Code 33914 189	Total Cases Zip Code 33904 142

Chester Street Test Site Tests by Day: Last 14 Days



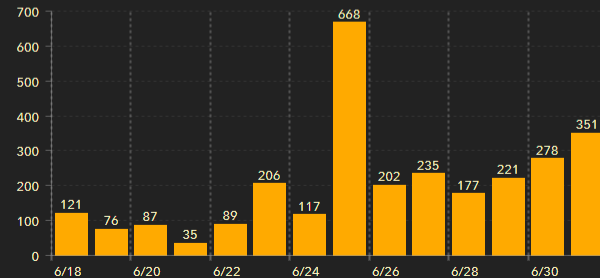
Chester Street Test Site - Tests Last 14 Days

Florida New Cases by Day: Last 14 Days



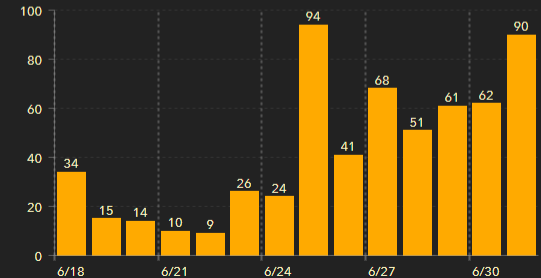
Florida Cases - Last 14 Days

Lee County New Cases by Day: Last 14 Days



Lee County Cases - Last 14 Days

Cape Coral New Cases by Day: Last 14 Days

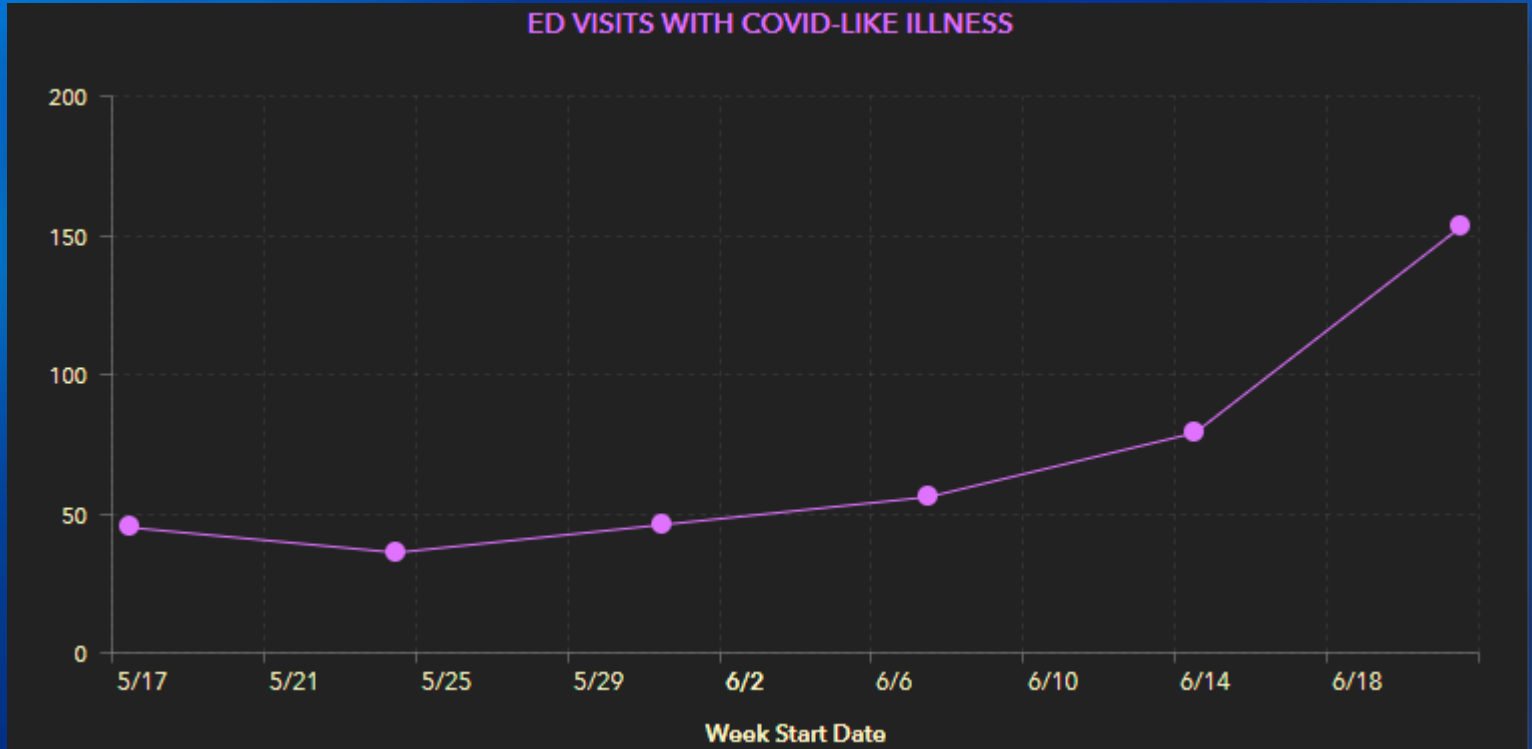


Cape Coral Cases - Last 14 Days

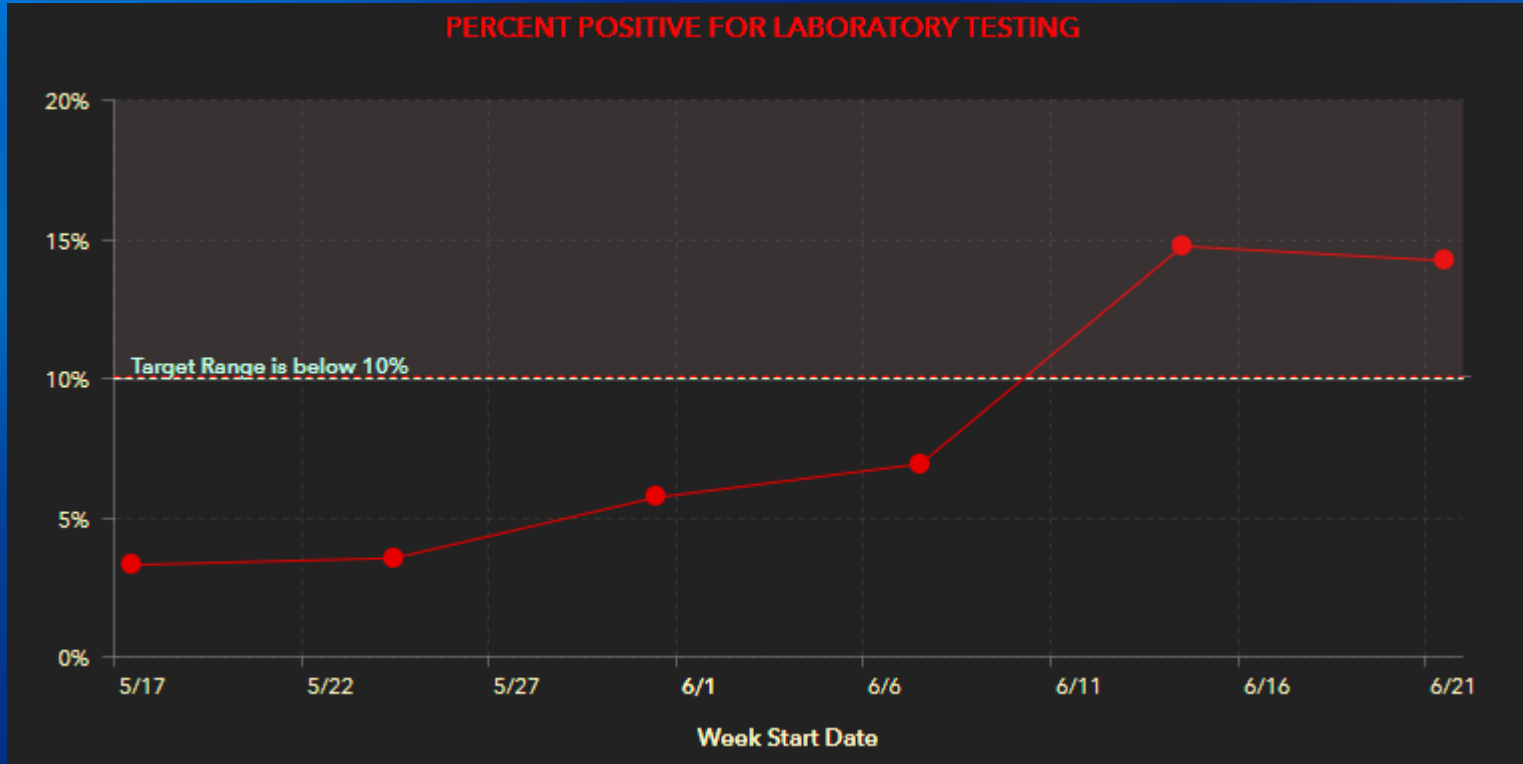
ABOUT 80% OF PEOPLE
RECOVER FROM
COVID-19 WITHOUT
NEEDING SPECIAL
TREATMENT

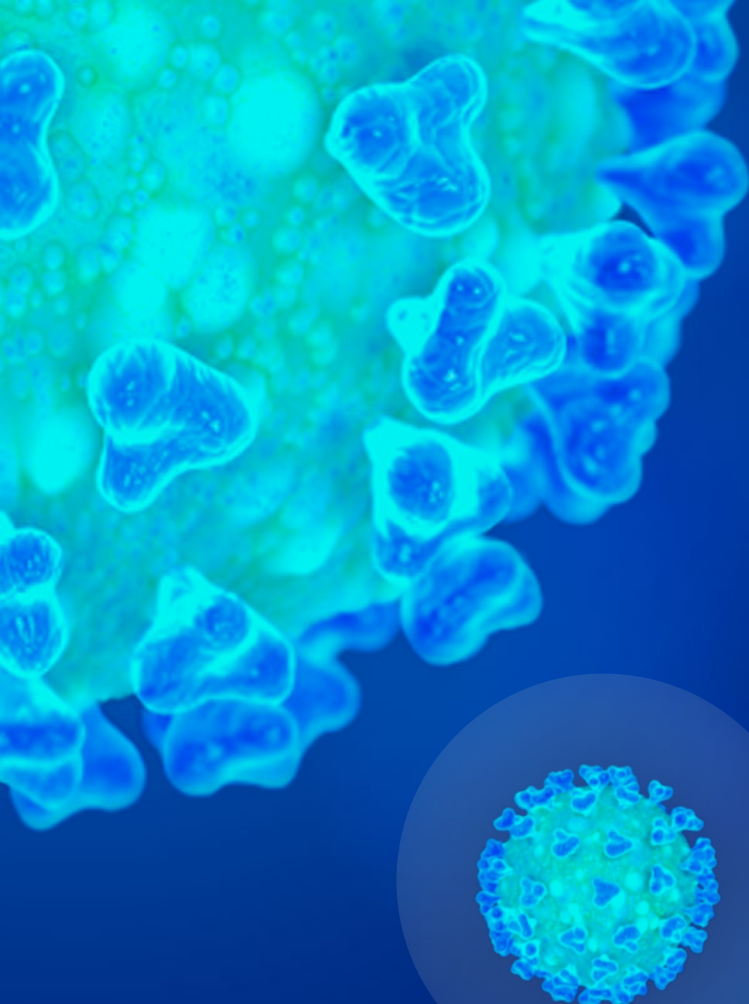


Lee County as of June 21, 2020



Lee County as of June 21, 2020



A large, detailed microscopic image of cells, possibly showing a cell membrane and internal organelles, occupies the left side of the slide. Below it, a smaller, spherical virus particle with a textured surface is visible.

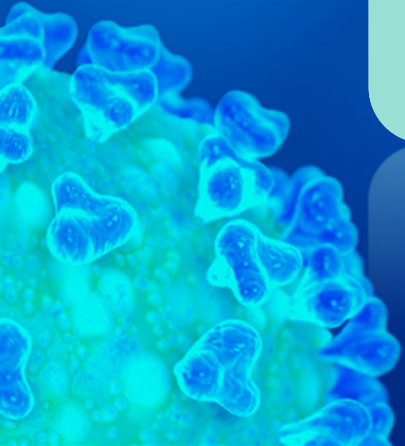
When does COVID-19 End?

Reduction of the R_0

- Percentage of population infected
- Mitigation
- Vaccine

Mitigation







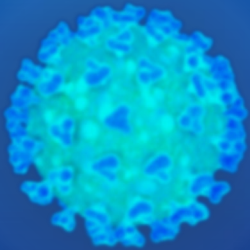
**GLOBAL
SHUTDOWN**

CORONAVIRUS PANDEMIC

Distancing



Is 6 feet enough?





Primary concern is droplet

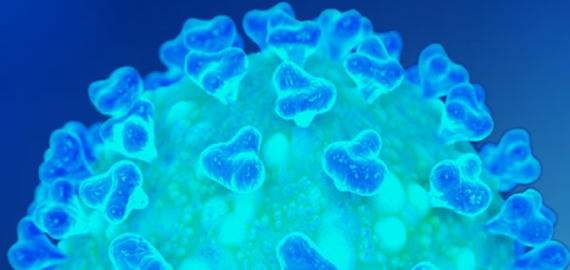
Sneezing – 26 feet?

Speaking?





Masks



Filtration mechanisms

Inertial impaction



Interception



Diffusion

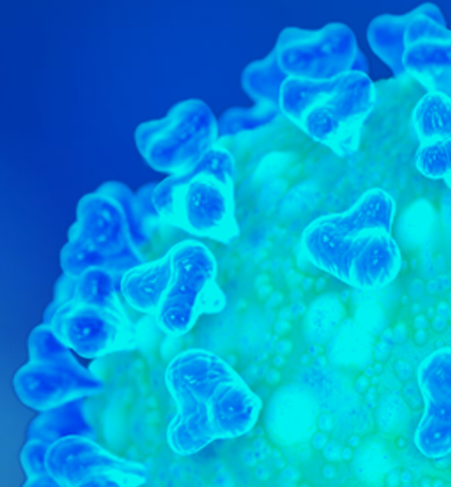


Electrostatic attraction


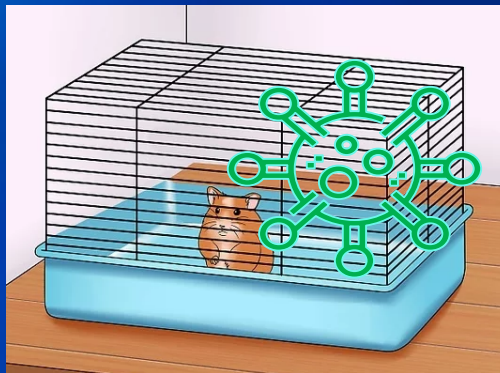


How Masks Work

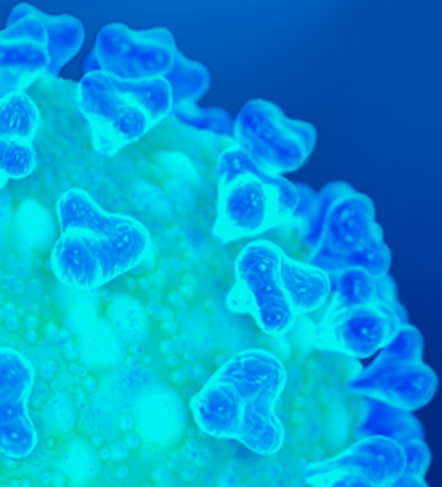
*Needed especially indoors



Are Masks Effective?



- 66% infection rate with high viral load per infection
- Patient mask – 33% infection rate with lower viral load
- Source masks – 15% infection rate with lower viral load

A microscopic view of a virus particle, showing a spherical structure with a textured surface, likely representing the capsid and envelope. The image is partially visible on the left side of the slide.

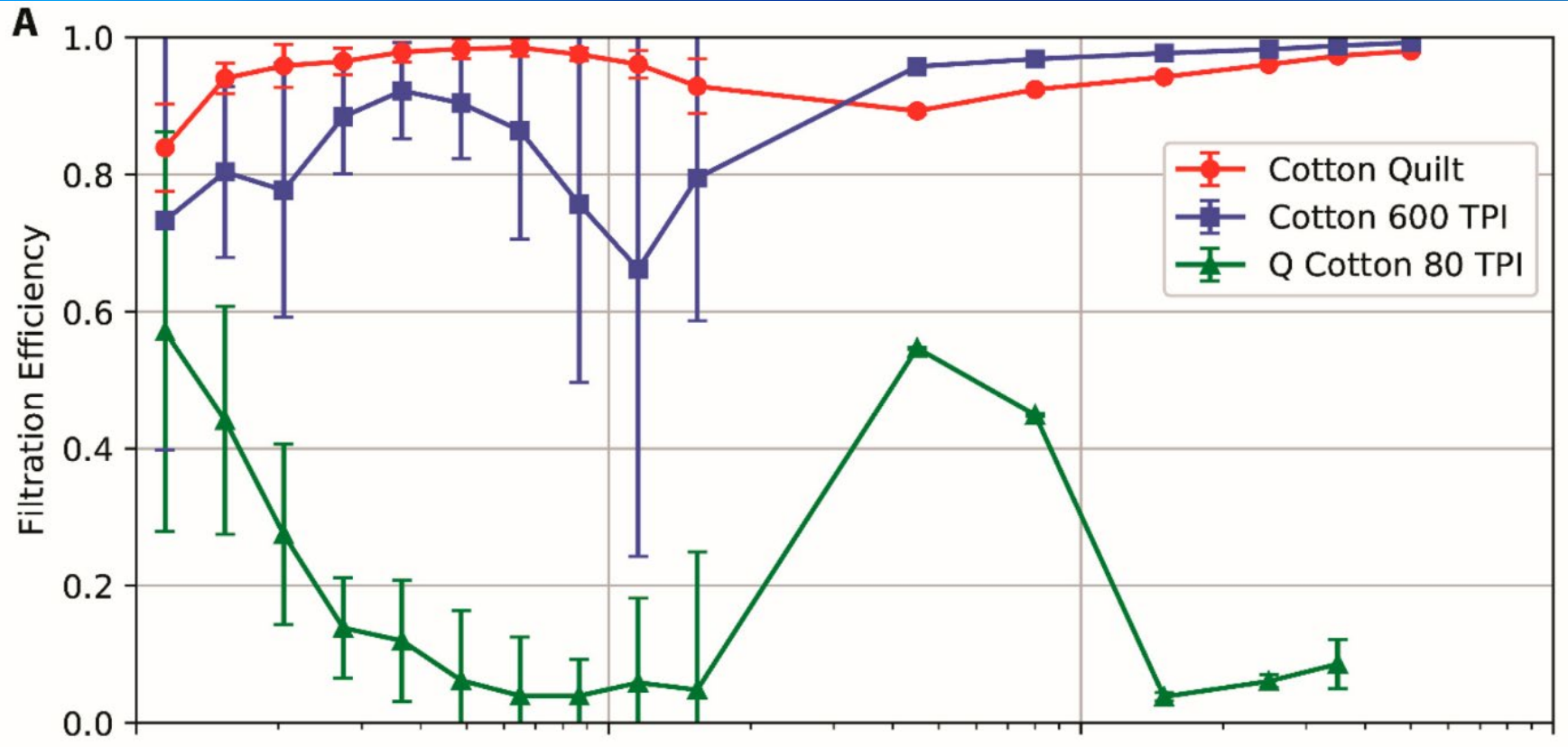
**Asymptomatic cases
were 55% less
contagious but
accounted for 80%
of the spread due to
high prevalence**

Why Masks

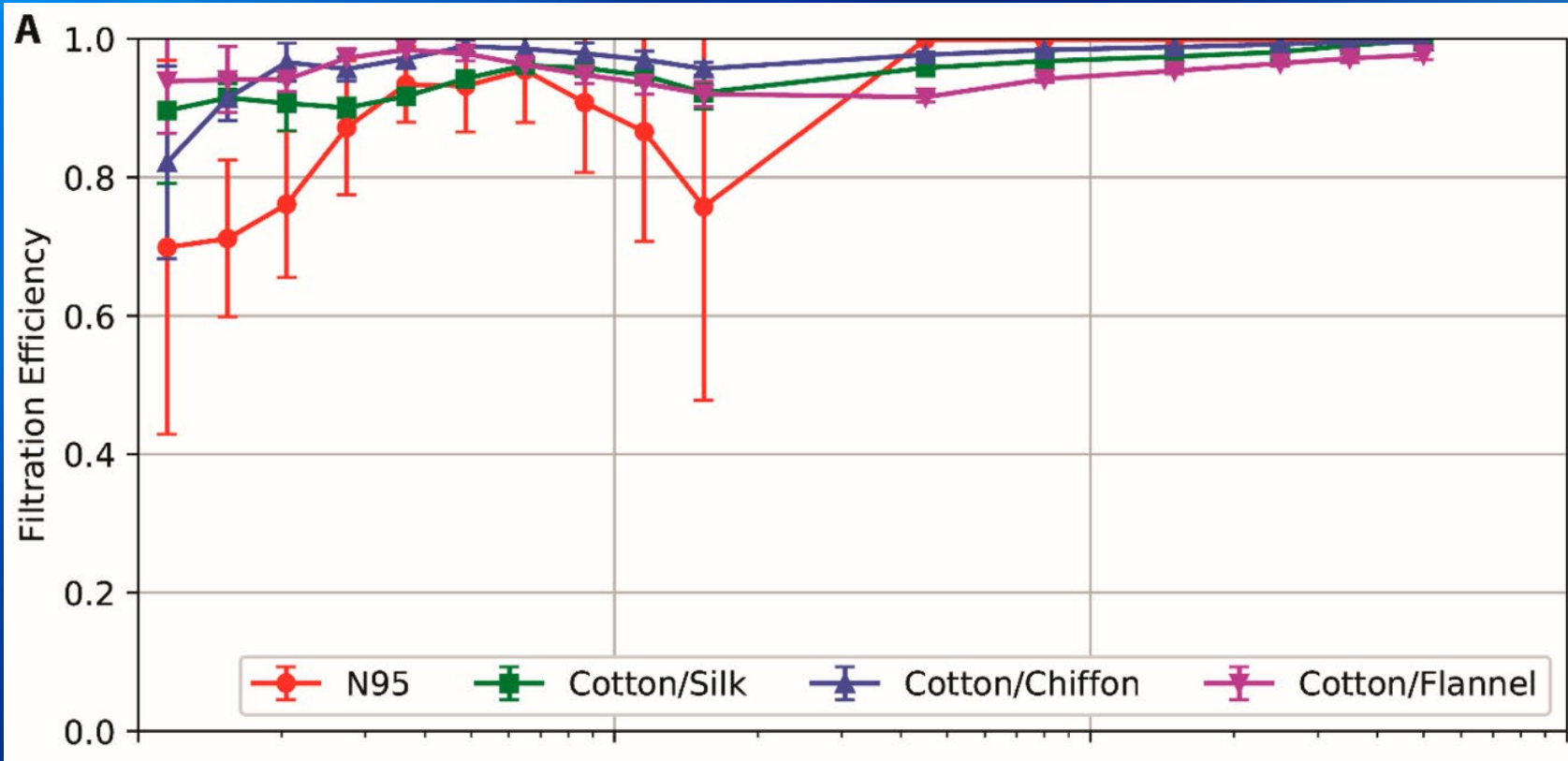


- Decrease exhalation of viral particles (surgical mask is 64%-70% effective)
- Large impact even at 50% effective
- Decrease contamination on high touch surfaces
- Reduced risk for hand washing and face touching

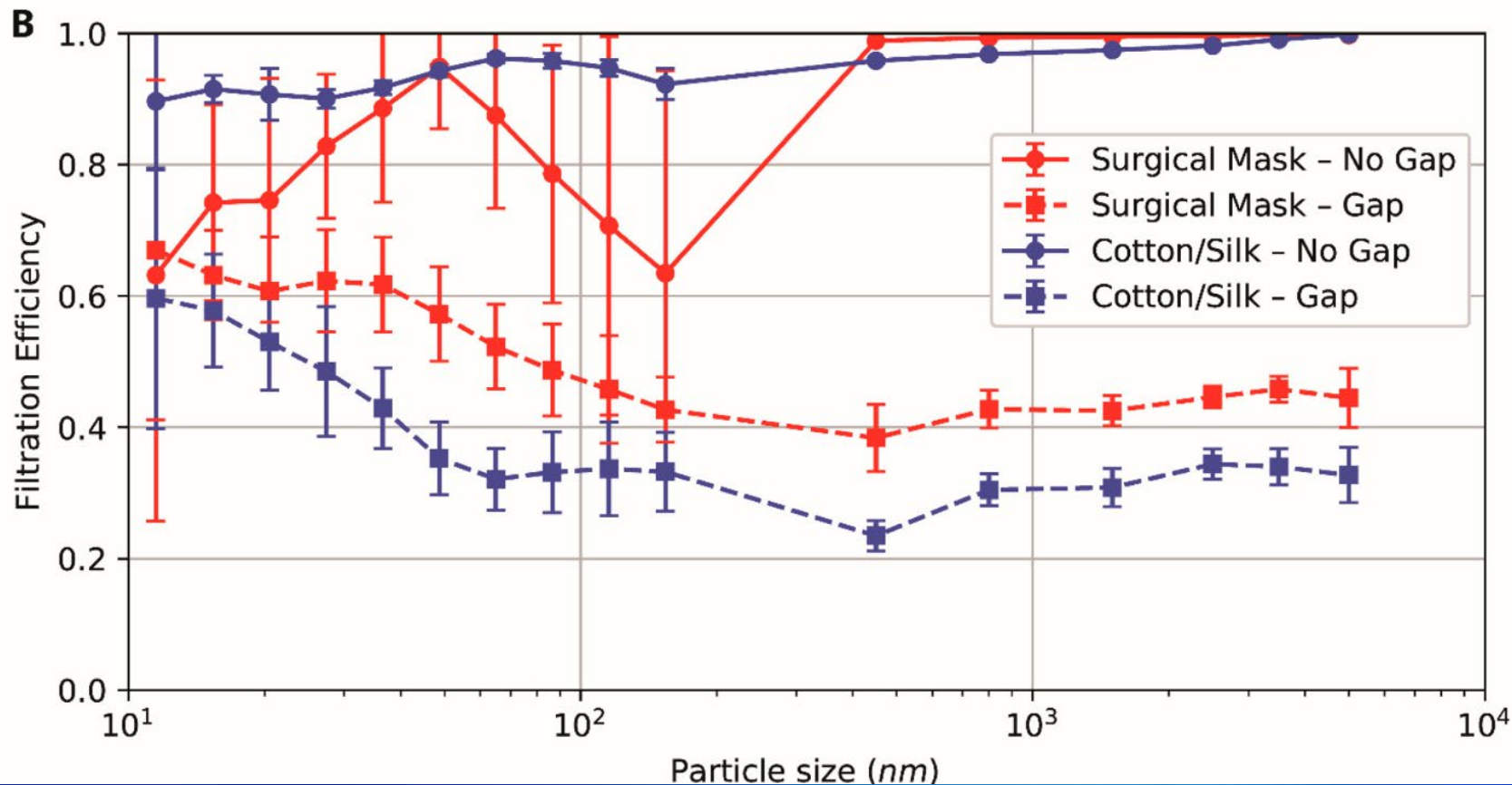
Homemade Masks



Homemade Masks



Homemade Masks



Masks Are Effective

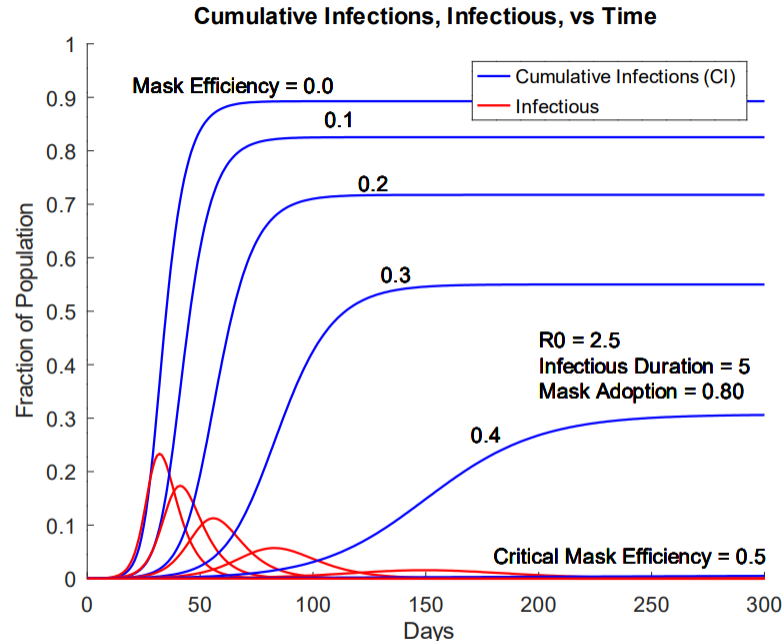


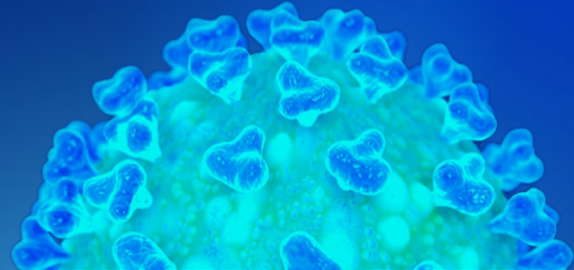
Fig 11: Infections vs Time: Various Mask Efficiencies

Note that the lowest perceptible non-zero red line (infectious) on this plot is for a mask efficiency of 0.4 (not the critical level of 0.5, which appears as a flat-line).

“With surgical masks (or equally efficient substitutes) and 80% and 90% adoption levels, respiratory epidemics with R_0 of 3 and 4, respectively, would be theoretically extinguished.”

Conclusion

- COVID-19 is very contagious
- Long-term effects of the virus?
- Asymptomatic spread occurs widely
- Masks are an effective mitigation tool. Masks reduce the risk for the wearer and others around them
- There is not a single solution. A combination of several mitigation strategies is needed



The background of the slide features a microscopic view of biological structures. On the left, there is a large, irregular cluster of cells with a yellowish-green hue and a textured surface. Scattered throughout the blue background are several spherical, green, spiky particles, characteristic of viruses. The overall aesthetic is scientific and clinical.

Questions



**CAPE CORAL EMERGENCY MANAGEMENT
EMERGENCY OPERATIONS CENTER
FLASH REPORT #078**

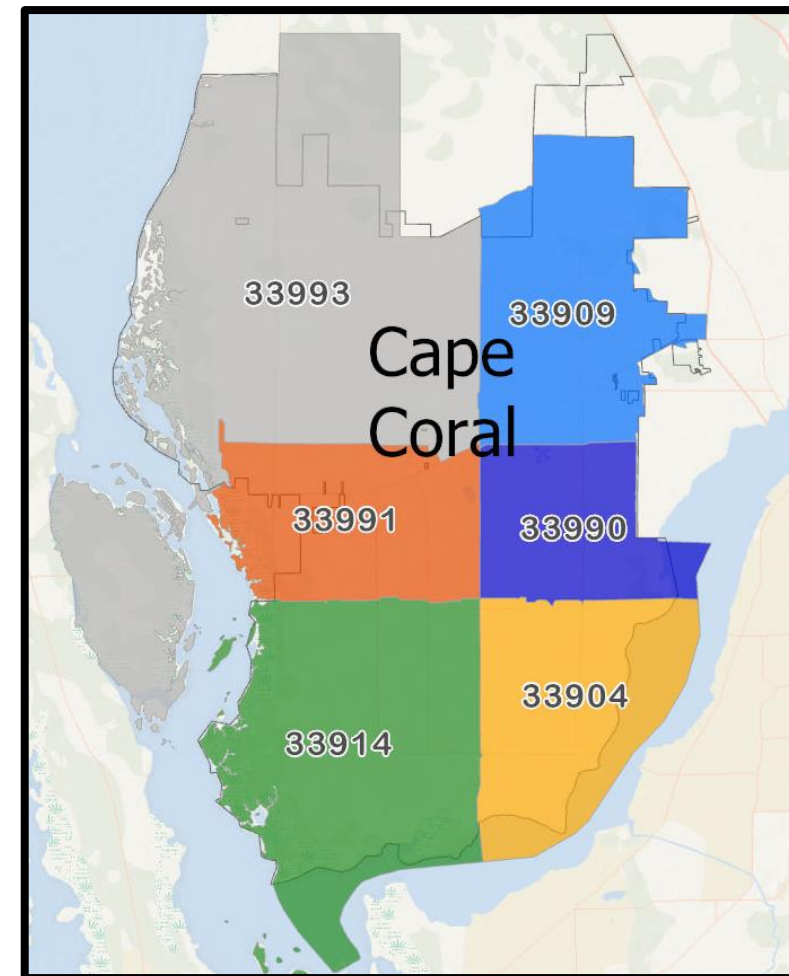
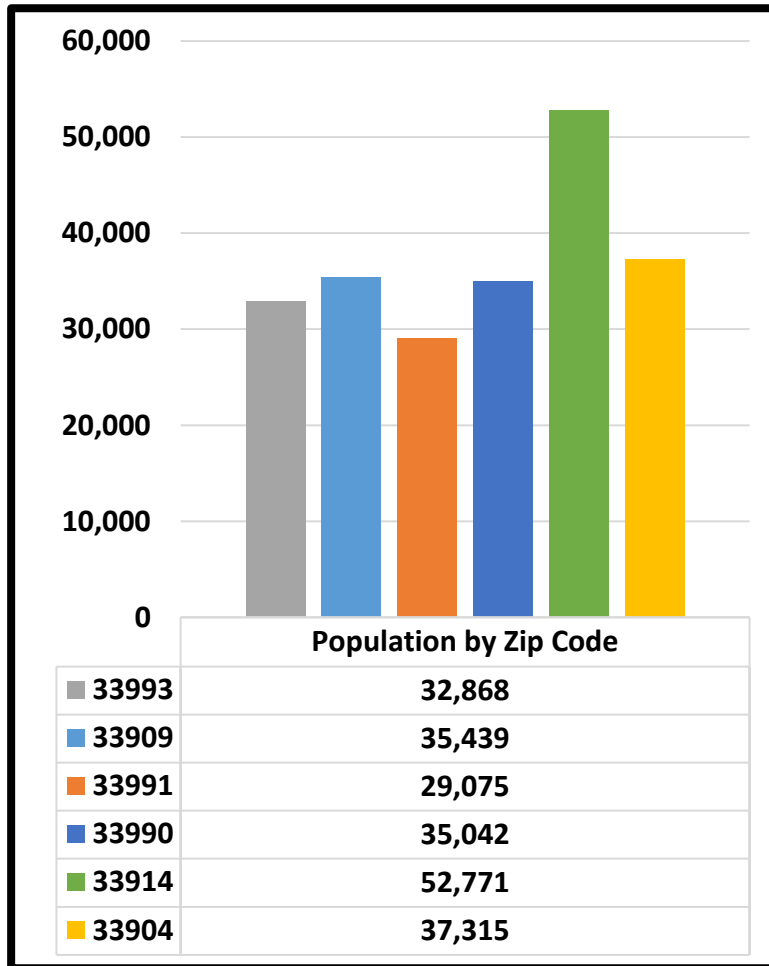
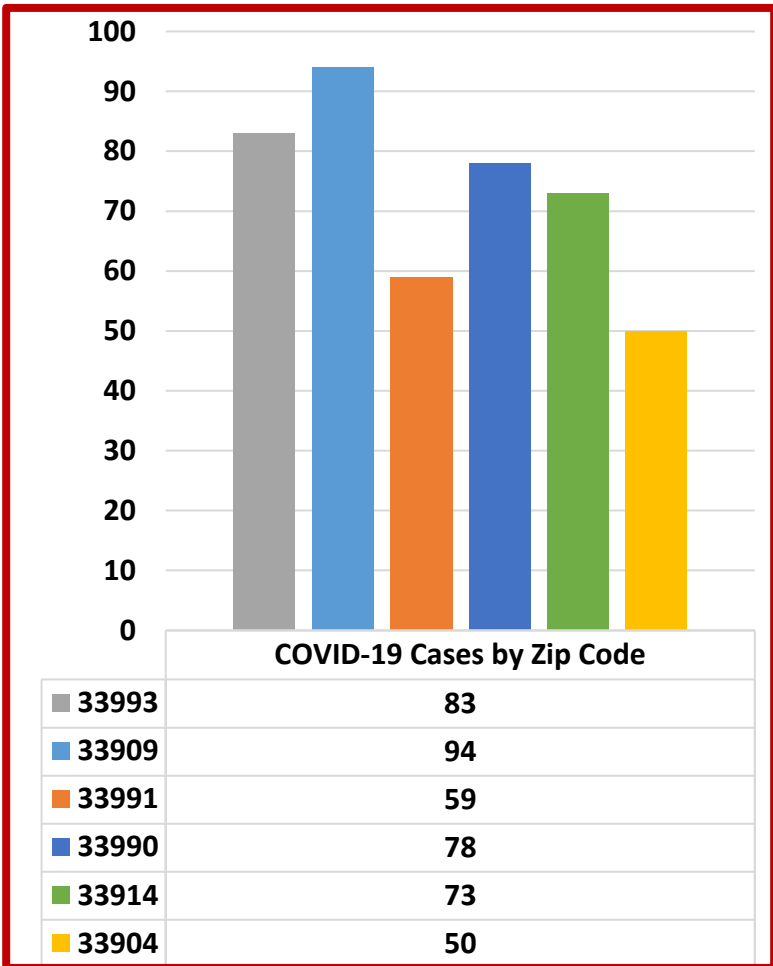
**CONTACT INFORMATION:
1115 SE 9TH AVE
CAPE CORAL, FL 33990
PHONE: 239-573-3022
EMAIL: CAPECORALEOC@CAPECORAL.NET**

**INCIDENT NAME: 2019 NOVEL CORONAVIRUS (COVID-19)
EOC ACTIVATION LEVEL: LEVEL III – ENHANCED MONITORING**

**DATE: 6/8/2020
LOCAL STATE OF EMERGENCY: No**

**TIME: 1600
PREPARED BY: ALVIN HENDERSON JR. - EMDM**

COVID-19: FLORIDA DEPARTMENT OF HEALTH – SUMMARY OF CASES IN CAPE CORAL AS OF JUNE 8, 2020





CAPE CORAL EMERGENCY MANAGEMENT EMERGENCY OPERATIONS CENTER FLASH REPORT #078

CONTACT INFORMATION:
1115 SE 9TH AVE
CAPE CORAL, FL 33990
PHONE: 239-573-3022
EMAIL: CAPECORALEOC@CAPECORAL.NET

INCIDENT NAME: **2019 NOVEL CORONAVIRUS (COVID-19)**
EOC ACTIVATION LEVEL: **LEVEL III – ENHANCED MONITORING**

DATE: **6/8/2020**
LOCAL STATE OF EMERGENCY: **No**

TIME: **1600**
PREPARED BY: **ALVIN HENDERSON JR. - EMDM**



Cape Coral Emergency Operations Center
COVID-19 Data and Surveillance Dashboard

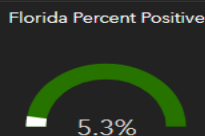
State of Florida

Total Cases **64,904** Total Tests **1,235,513**

Resident Positive Cases **63,378** Resident Hospitalizations **11,008**

Resident Tests **872,700** Resident Deaths **2,712**

Florida Positive Test **64,904**
Florida Negative Test **1,169,646**



Florida Resident Florida Non-Resident Map

Testing Results Map

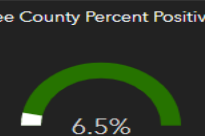
Lee County

Total Cases **2,315** Total Tests **35,551**

Resident Positive Cases **2,251** Resident Hospitalizations **455**

Resident Tests **24,657** Resident Deaths **117**

Lee County Positive Test **2,315**
Lee County Negative Test **33,230**



Lee County Resident Lee County Non-Resident Map

Testing Results Map

Cape Coral Total Cases

437

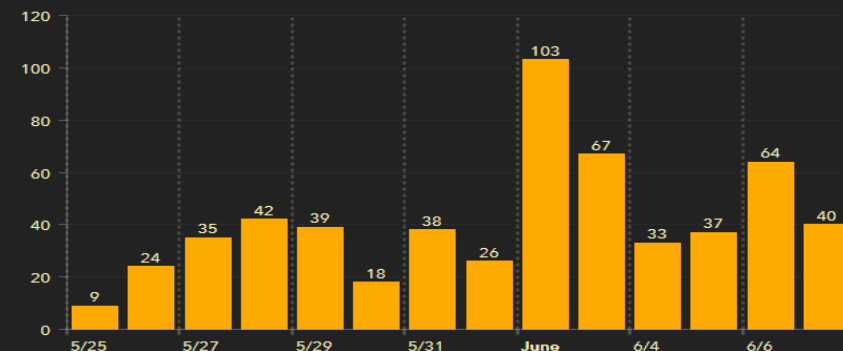
Total Cases Zip Code 33993 83	Total Cases Zip Code 33909 94
Total Cases Zip Code 33991 59	Total Cases Zip Code 33990 78
Total Cases Zip Code 33914 73	Total Cases Zip Code 33904 50

Florida New Cases by Day: Last 14 Days



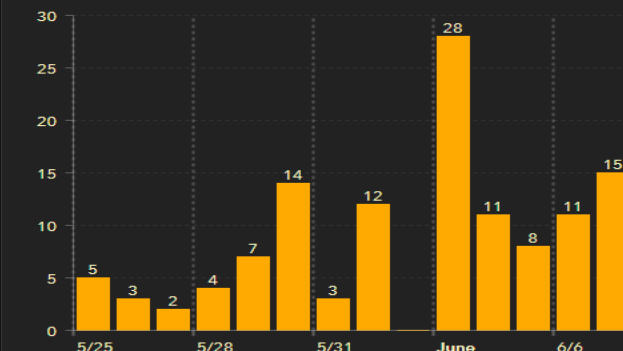
Florida Cases - Last 14 Days

Lee County New Cases by Day: Last 14 Days



Lee County Cases - Last 14 Days

Cape Coral New Cases by Day: Last 14 Days



Cape Coral Cases - Last 14 Days



CAPE CORAL EMERGENCY MANAGEMENT EMERGENCY OPERATIONS CENTER

FLASH REPORT #078

CONTACT INFORMATION:
 1115 SE 9TH AVE
 CAPE CORAL, FL 33990
 PHONE: 239-573-3022
 EMAIL: CAPECORALEOC@CAPECORAL.NET

INCIDENT NAME: **2019 NOVEL CORONAVIRUS (COVID-19)**
 EOC ACTIVATION LEVEL: **LEVEL III – ENHANCED MONITORING**

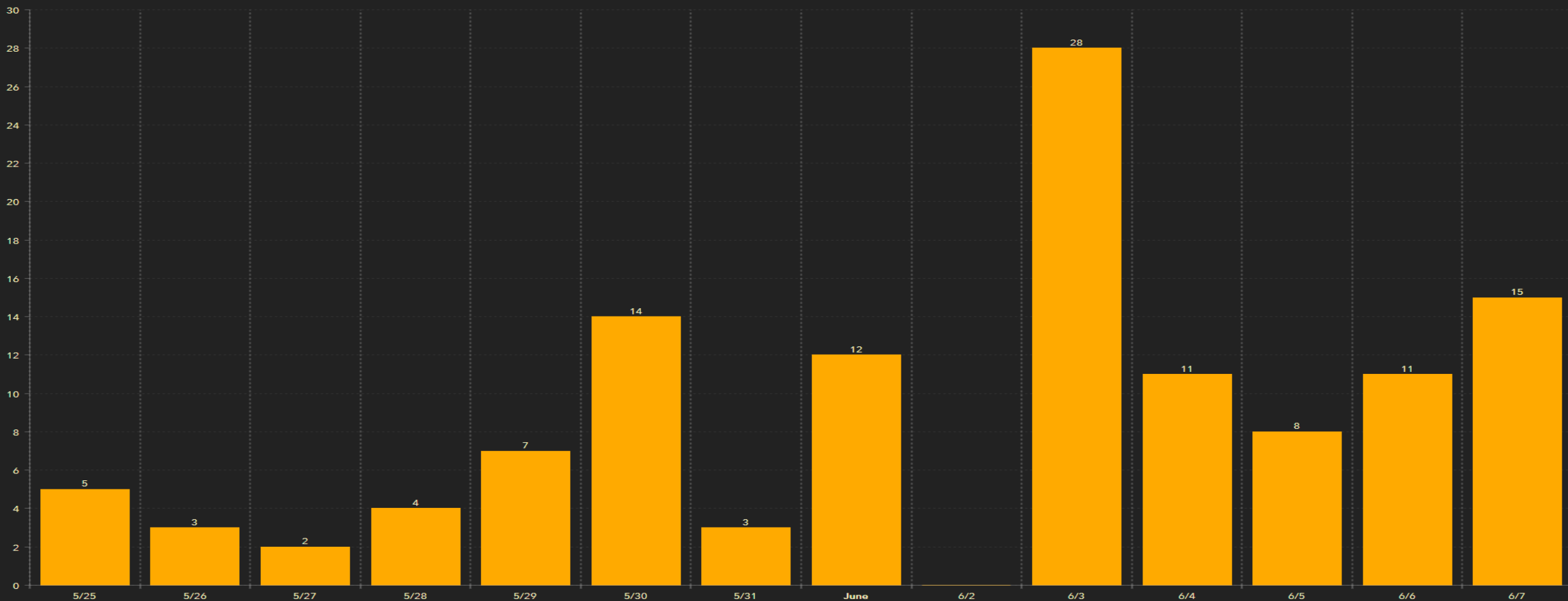
DATE: **6/8/2020**
 LOCAL STATE OF EMERGENCY: **No**

TIME: **1600**
 PREPARED BY: **ALVIN HENDERSON JR. - EMDM**



Cape Coral Emergency Operations Center
 COVID-19 Data and Surveillance Dashboard

Cape Coral New Cases by Day: Last 14 Days



[Cape Coral Cases - Last 14 Days](#)

[Cape Coral Cases - Last 30 Days](#)

[Cape Coral Cases - All Time](#)

[Cape Coral Cases - Cumulative Last 14 Days](#)

[Cape Coral Cases - Cumulative Last 30 Days](#)

[Cape Coral Cases - Cumulative All Time](#)

[Zip Code Map](#)



**CAPE CORAL EMERGENCY MANAGEMENT
EMERGENCY OPERATIONS CENTER
FLASH REPORT #078**

**CONTACT INFORMATION:
1115 SE 9TH AVE
CAPE CORAL, FL 33990
PHONE: 239-573-3022
EMAIL: CAPECORALEOC@CAPECORAL.NET**

INCIDENT NAME: **2019 NOVEL CORONAVIRUS (COVID-19)**
EOC ACTIVATION LEVEL: **LEVEL III – ENHANCED MONITORING**

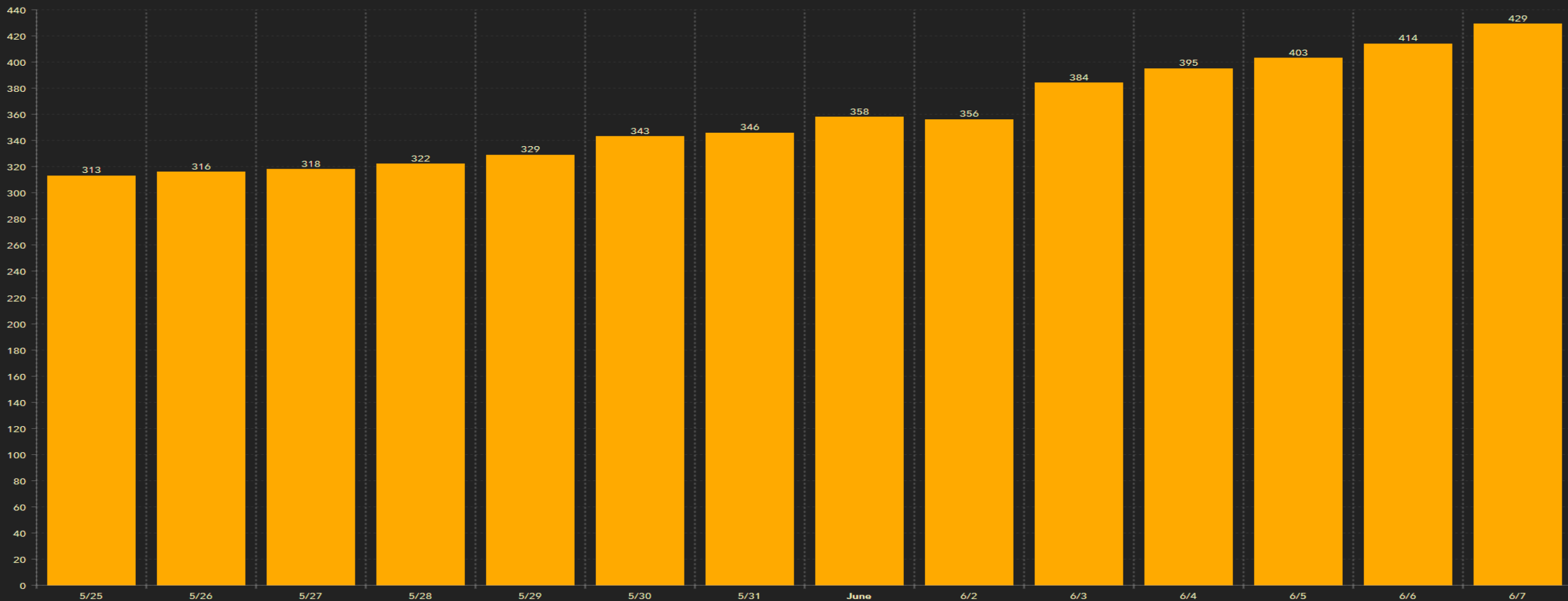
DATE: **6/8/2020**
LOCAL STATE OF EMERGENCY: **No**

TIME: **1600**
PREPARED BY: **ALVIN HENDERSON JR. - EMDM**



Cape Coral Emergency Operations Center
COVID-19 Data and Surveillance Dashboard

Cape Coral Cumulative Cases by Day: Last 14 Days



[Cape Coral Cases - Last 14 Days](#)

[Cape Coral Cases - Last 30 Days](#)

[Cape Coral Cases - All Time](#)

[Cape Coral Cases - Cumulative Last 14 Days](#)

[Cape Coral Cases - Cumulative Last 30 Days](#)

[Cape Coral Cases - Cumulative All Time](#)

[Zip Code Map](#)



**CAPE CORAL EMERGENCY MANAGEMENT
EMERGENCY OPERATIONS CENTER
FLASH REPORT #078**

**CONTACT INFORMATION:
1115 SE 9TH AVE
CAPE CORAL, FL 33990
PHONE: 239-573-3022
EMAIL: CAPECORALEOC@CAPECORAL.NET**

INCIDENT NAME: **2019 NOVEL CORONAVIRUS (COVID-19)**
EOC ACTIVATION LEVEL: **LEVEL III – ENHANCED MONITORING**

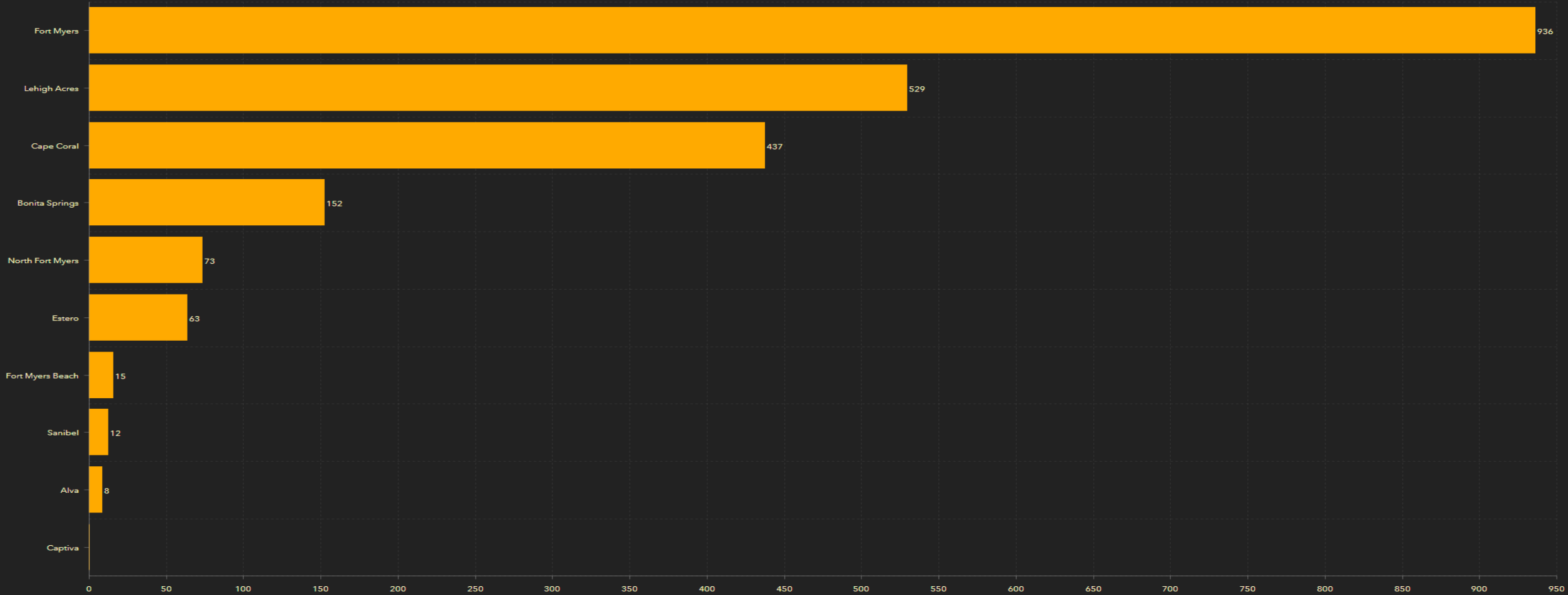
DATE: **6/8/2020**
LOCAL STATE OF EMERGENCY: **No**

TIME: **1600**
PREPARED BY: **ALVIN HENDERSON JR. - EMDM**



Cape Coral Emergency Operations Center
COVID-19 Data and Surveillance Dashboard

Total Cases by Lee County Municipality



Coronavirus: summary for Lee County

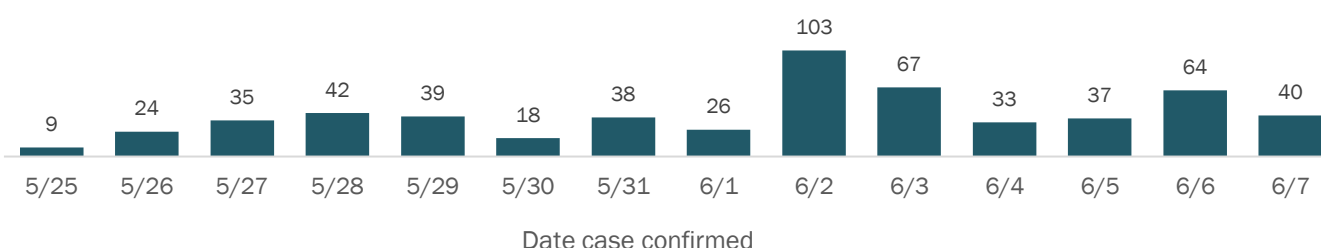
Data for Jun 8, 2020 (verified at 10 AM)

Data in this report are provisional and subject to change.

Confirmed cases

Total cases	2,315
Florida residents	2,251
Non-Florida residents	64
Gender for Florida residents	
Men	1,032
Women	1,216
Unknown	3
Age for Florida residents	
Range	0 - 101
Median age	52

Cases confirmed in Florida residents per day



Race, ethnicity	Cases	Hospitalizations	Deaths
White	1,381	345	100
Hispanic	552	88	8
Non-Hispanic	791	255	85
Unknown ethnicity	38	2	7
Black	371	82	7
Hispanic	8	1	0
Non-Hispanic	351	81	7
Unknown ethnicity	12	0	0
Other	55	8	0
Hispanic	29	3	0
Non-Hispanic	26	5	0
Unknown ethnicity	0	0	0
Unknown race	444	20	10
Hispanic	18	0	1
Non-Hispanic	9	1	1
Unknown ethnicity	417	19	8
Total	2,251	455	117

Outcomes for Florida residents

Lee		
Hospitalizations	455	(20% of all cases)
Deaths	117	(5% of all cases)

Statewide

Hospitalizations	11,008	(17% of all cases)
Deaths	2,712	(4% of all cases)

Cases in facility staff/residents

Lee		
Long-term care	590	(26% of all cases)
Correctional	4	(0% of all cases)

Statewide

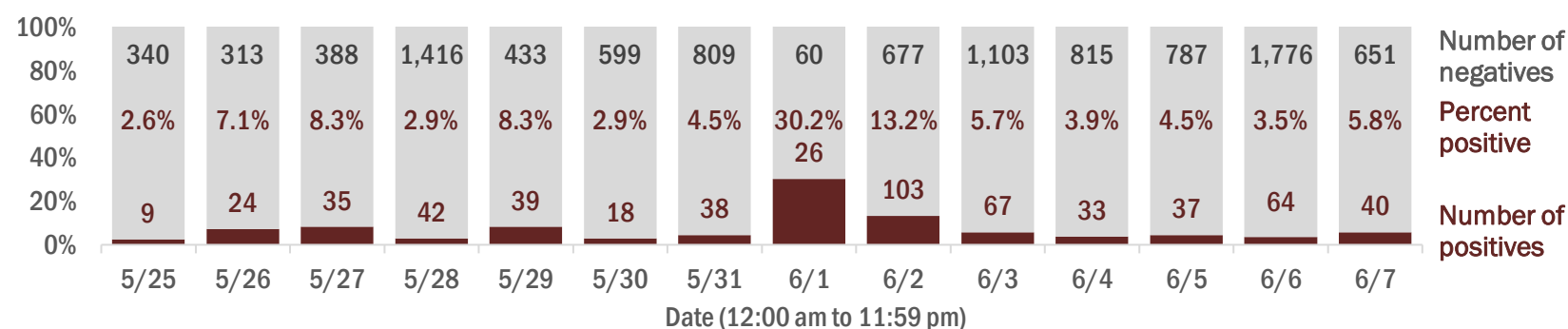
Long-term care	10,076	(16% of all cases)
Correctional	2,844	(4% of all cases)

Hospitalization counts include anyone who was hospitalized at some point during their illness. It does not reflect the number of people currently hospitalized.
Other race includes any person with a race of American Indian/Alaskan native, Asian, native Hawaiian/Pacific Islander, or other.

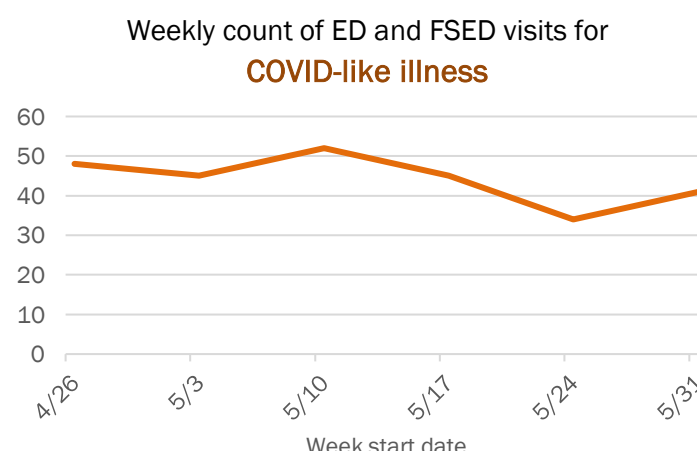
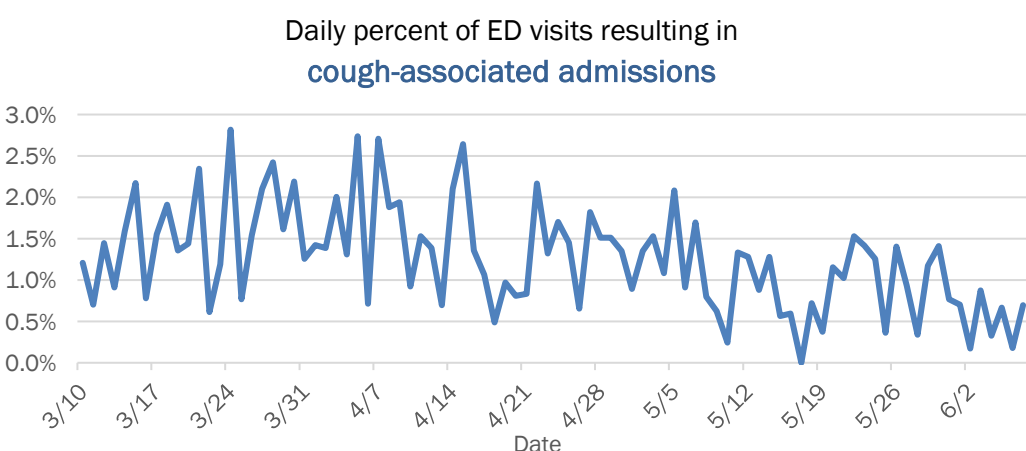
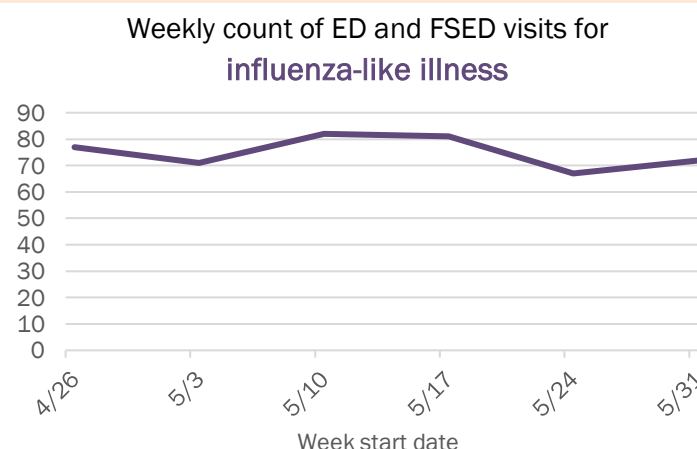
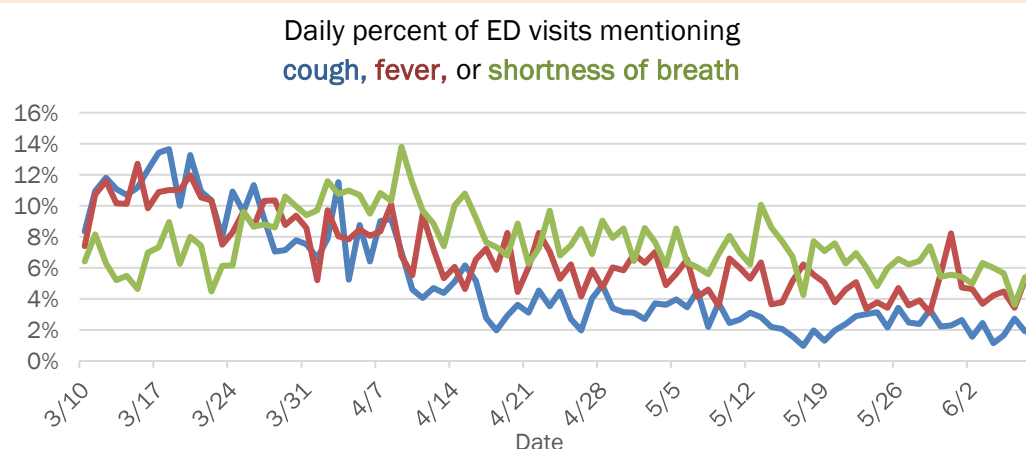
Laboratory testing for Florida residents and non-Florida residents over the past 2 weeks

Number and percent of positive labs

These counts include the number of people for whom the department received laboratory results by day. This percent is the number of people who test positive for the first time divided by all the people tested that day, excluding people who have previously tested positive.



Emergency department (ED) and freestanding ED (FSED) chief complaint and admission data for Lee County



The Electronic Surveillance System for the Early Notification of Community-Based Epidemics (ESSENCE-FL) includes chief complaint data from 211 of 212 Florida EDs and 74 of 79 Florida FSEDs. Data are transmitted electronically to ESSENCE-FL daily or hourly.

Coronavirus: summary of persons being monitored, persons under investigation, and cases

Data verified as of Jun 8, 2020 at 10 AM

Data in this report are provisional and subject to change.

Monitored persons: people the Florida Department of Health was notified of for possible monitoring because they are a contact of a case, traveled from China, or were identified by the Centers for Disease Control and Prevention (CDC) as a part of a airline/ship contact investigation

Total reports	29,277
Total persons of high, medium, or unknown risk	25,592
High/medium/unknown risk still being monitored	5,280

Persons tested: includes test results received by the Department of Health from the state public health laboratory (BPHL), as well as commercial and hospital laboratories

Total tested	1,235,513
Positive	64,904
Negative	1,169,646
Inconclusive	963
Awaiting testing	1,024

Confirmed cases

Total cases	64,904
Florida residents	63,378
Non-Florida residents	1,526

Type of testing

Florida residents	
Confirmed by BPHL/CDC	5,282
Positive by commercial/hospital lab	58,096
Non-Florida residents	
Confirmed by BPHL/CDC	136
Positive by commercial/hospital lab	1,390

Characteristics of Florida residents

Hospitalized	11,008
Deaths	2,712

Hospitalized counts include anyone who was hospitalized at some point during their illness. It does not reflect the number of people currently hospitalized.

Risk factors for Florida residents

Traveled	2,189
Contact with confirmed case	29,707
Traveled and contact with confirmed case	2,099
Neither	29,383
Travel is unknown	8,797
Contact is unknown	11,901
Contact is pending	5,825

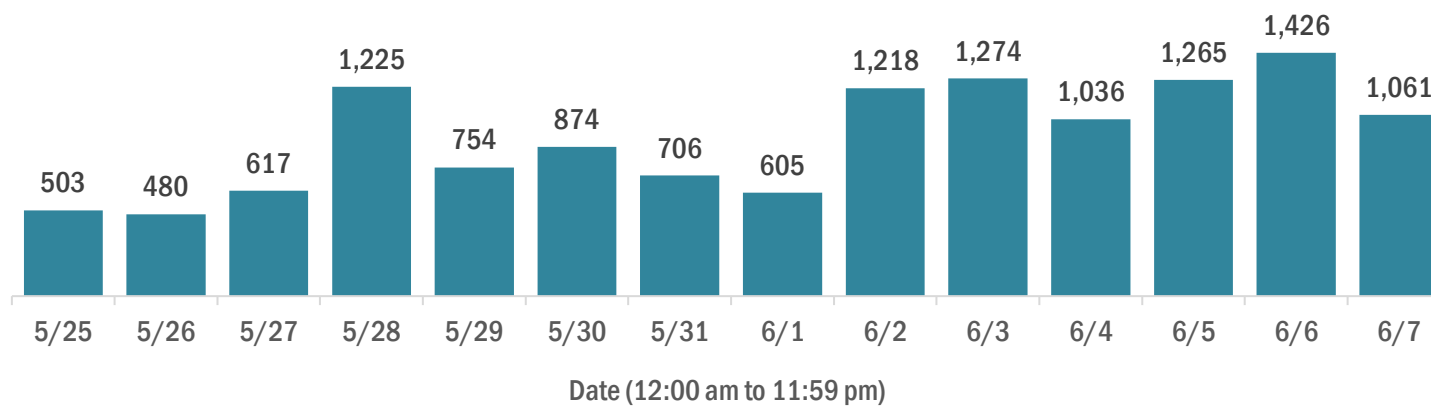
Travel can be unknown and contact can be unknown or pending for the same case, these numbers will sum to more than the "neither" total.

Coronavirus: cases and laboratory testing over time

Data verified as of Jun 8, 2020 at 10 AM

Data in this report are provisional and subject to change.

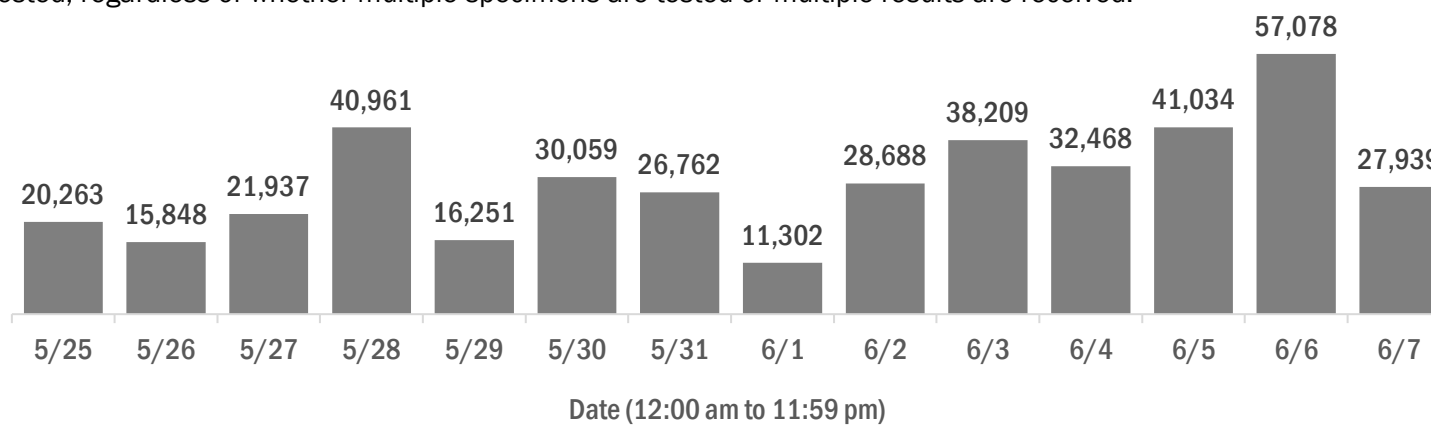
Cases confirmed in Florida residents per day for the past 2 weeks



Laboratory testing for Florida residents and non-Florida residents over the past 2 weeks

Number of people tested per day

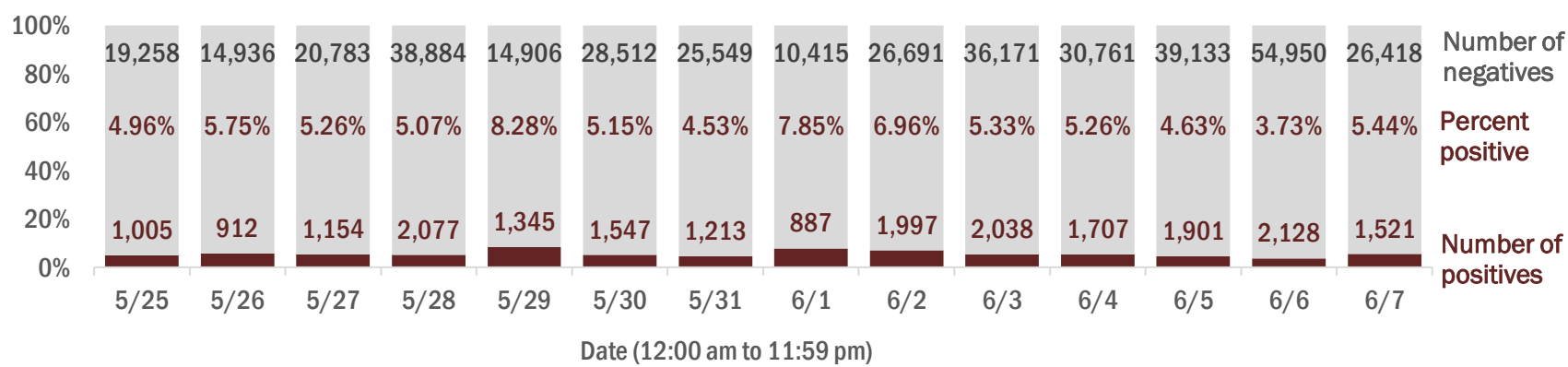
These counts include the number of people for whom the department received laboratory results by day. People tested on multiple days will be included for each day a new result was received. A person is only counted once for each day they are tested, regardless of whether multiple specimens are tested or multiple results are received.



Number and percent of positive labs

The percent of positive results ranged from 4% to 8% over the past 2 weeks and was 5% yesterday.

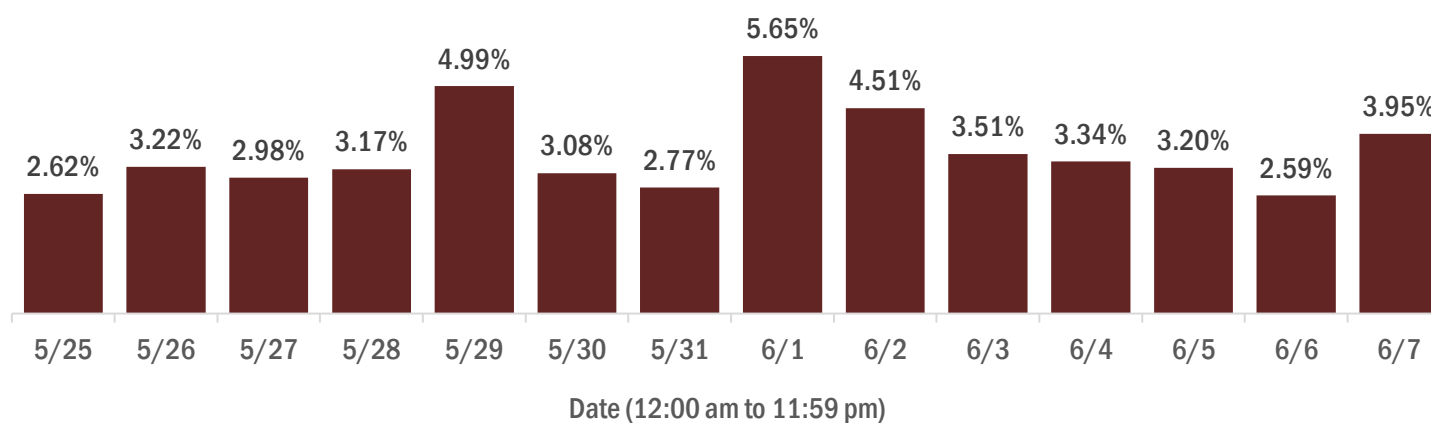
These counts include the number of people for whom the department received laboratory results by day. People tested on multiple days will be included for each day a new result was received. A person is only counted once for each day they are tested, regardless of whether multiple specimens are tested or multiple results are received. If a person has a positive specimen and a negative specimen in the same day, only the positive result is counted.



Percent positivity for new cases

The percent of positive results ranged from 3% to 6% over the past 2 weeks and was 4% yesterday.

This percent is the number of people who test positive for the first time divided by all the people tested that day, excluding people who have previously tested positive.



Coronavirus: characteristics of 63,378 Florida resident cases

Data verified as of Jun 8, 2020 at 10 AM

Data in this report are provisional and subject to change.

Age group	Cases		Hospitalizations		Deaths	
0-4 years	663	1%	36	0%	0	0%
5-14 years	1,437	2%	33	0%	0	0%
15-24 years	5,843	9%	187	2%	1	0%
25-34 years	10,089	16%	577	5%	16	1%
35-44 years	9,847	16%	938	9%	43	2%
45-54 years	10,714	17%	1,395	13%	97	4%
55-64 years	9,942	16%	1,925	17%	246	9%
65-74 years	6,851	11%	2,227	20%	576	21%
75-84 years	4,693	7%	2,091	19%	791	29%
85+ years	3,283	5%	1,598	15%	942	35%
Unknown	16	0%	1	0%	0	0%
Total	63,378		11,008		2,712	

Gender	Cases	
Male	31,156	49%
Female	32,194	51%
Unknown	28	0%
Total	63,378	

Ethnicity	Cases		Hospitalizations		Deaths	
Hispanic	23,062	36%	3,681	33%	621	23%
Non-Hispanic	29,209	46%	6,812	62%	1,904	70%
Unknown	11,107	18%	515	5%	187	7%
Total	63,378		11,008		2,712	

Race, ethnicity	Cases		Hospitalizations		Deaths	
White	34,012	54%	6,663	61%	1,878	69%
Hispanic	17,322	27%	2,799	25%	522	19%
Non-Hispanic	15,366	24%	3,698	34%	1,278	47%
Unknown ethnicity	1,324	2%	166	2%	78	3%
Black	12,968	20%	2,920	27%	578	21%
Hispanic	668	1%	154	1%	16	1%
Non-Hispanic	11,690	18%	2,697	25%	544	20%
Unknown ethnicity	610	1%	69	1%	18	1%
Other	6,391	10%	1,119	10%	165	6%
Hispanic	4,041	6%	672	6%	74	3%
Non-Hispanic	1,954	3%	391	4%	78	3%
Unknown ethnicity	396	1%	56	1%	13	0%
Unknown race	10,007	16%	306	3%	91	3%
Hispanic	1,031	2%	56	1%	9	0%
Non-Hispanic	199	0%	26	0%	4	0%
Unknown ethnicity	8,777	14%	224	2%	78	3%
Total	63,378		11,008		2,712	

Hospitalization counts include anyone who was hospitalized at some point during their illness. It does not reflect the number of people currently hospitalized. **Other race** includes any person with a race of American Indian/Alaskan native, Asian, native Hawaiian/Pacific Islander, or other.

Coronavirus: deaths in Florida residents and staff of long-term care facilities

Data verified as of Jun 8, 2020 at 10 AM

Data in this report are provisional and subject to change.

For current cases in residents or staff of long-term care facilities, please visit: <https://floridahealthcovid19.gov/>

County	Deaths	Percentage	County	Deaths	Percentage	County	Deaths	Percentage
Dade	373	27%	Indian River	6	0%	Nassau	1	0%
Palm Beach	155	11%	Orange	6	0%	St. Johns	1	0%
Broward	140	10%	Washington	6	0%	Sumter	1	0%
Lee	82	6%	Martin	5	0%	Total	1,395	
Manatee	71	5%	Calhoun	4	0%			
Pinellas	70	5%	Leon	4	0%			
Hillsborough	58	4%	Okaloosa	4	0%			
Sarasota	55	4%	Seminole	4	0%			
Polk	51	4%	Baker	3	0%			
Charlotte	46	3%	Brevard	3	0%			
Collier	36	3%	Jefferson	3	0%			
Duval	30	2%	Madison	3	0%			
Volusia	29	2%	Marion	3	0%			
Escambia	28	2%	Bradford	2	0%			
Clay	23	2%	Gadsden	2	0%			
Suwannee	18	1%	Putnam	2	0%			
Hendry	15	1%	Citrus	1	0%			
St. Lucie	12	1%	Desoto	1	0%			
Pasco	10	1%	Hernando	1	0%			
Walton	9	1%	Lake	1	0%			
Osceola	8	1%	Levy	1	0%			
Alachua	7	1%	Monroe	1	0%			

Note: cases are summarized by the county of usual residence. Residents and staff may be cases associated with facilities that are not in their county of usual residence, resulting in cases being included below for counties that do not have facilities with known cases.

Coronavirus: characteristics of 64,904 cases

Data verified as of Jun 8, 2020 at 10 AM

Data in this report are provisional and subject to change.

Tables below include cases in Florida residents and non-Florida residents.

All 67 Florida counties have confirmed cases:

County	FL resident		Non-FL resident	Total
Dade	19,558	31%	198	19,756
Broward	7,749	12%	175	7,924
Palm Beach	7,218	11%	111	7,329
Hillsborough	2,801	4%	60	2,861
Orange	2,293	4%	85	2,378
Lee	2,251	4%	64	2,315
Collier	1,994	3%	76	2,070
Duval	1,733	3%	73	1,806
Pinellas	1,586	3%	52	1,638
Manatee	1,210	2%	9	1,219
Polk	1,193	2%	13	1,206
Martin	904	1%	13	917
Escambia	704	1%	187	891
Volusia	815	1%	14	829
Osceola	700	1%	49	749
Sarasota	665	1%	21	686
St. Lucie	643	1%	11	654
Hendry	565	1%		565
Seminole	535	1%	7	542
Charlotte	498	1%	2	500
Brevard	453	1%	11	464
Leon	413	1%	30	443
Pasco	423	1%	11	434
Clay	402	1%	3	405
Alachua	379	1%	20	399
Lake	322	1%	15	337
Jackson	300	0%	9	309
Gadsden	290	0%	4	294
Desoto	284	0%		284
St. Johns	272	0%	10	282
Marion	276	0%	5	281
Okaloosa	263	0%	8	271
Hamilton	259	0%	3	262
Sumter	260	0%	1	261
Santa Rosa	254	0%	4	258

County	FL resident		Non-FL resident	Total
Liberty	218	0%		218
Flagler	190	0%	5	195
Suwannee	170	0%	5	175
Putnam	174	0%		174
Columbia	169	0%	2	171
Indian River	156	0%	11	167
Hardee	148	0%	3	151
Highlands	148	0%	2	150
Okeechobee	137	0%	1	138
Bay	127	0%	5	132
Walton	115	0%	16	131
Citrus	128	0%		128
Hernando	121	0%	5	126
Monroe	103	0%	11	114
Unknown	7	0%	86	93
Glades	85	0%		85
Washington	82	0%	2	84
Nassau	75	0%	7	82
Levy	73	0%		73
Madison	67	0%	4	71
Calhoun	66	0%		66
Dixie	60	0%		60
Bradford	52	0%		52
Taylor	47	0%	1	48
Union	38	0%		38
Wakulla	33	0%	2	35
Jefferson	29	0%	2	31
Holmes	29	0%	1	30
Baker	29	0%		29
Gilchrist	19	0%		19
Lafayette	10	0%		10
Gulf	7	0%		7
Franklin	1	0%	1	2
Total	63,378		1,526	64,904

Coronavirus: characteristics of 63,378 Florida resident cases

Data verified as of Jun 8, 2020 at 10 AM

Data in this report are provisional and subject to change.

The table below includes the cities and counties of residence for cases in Florida residents based on the patient's ZIP Code. Note that city is not always received as part of the initial notification and may be missing while the case is being investigated.

City and county	Cases
Miami, Dade	11,906
Hialeah, Dade	2,641
Tampa, Hillsborough	1,842
Fort Lauderdale, Broward	1,809
Orlando, Orange	1,742
Hollywood, Broward	1,722
Jacksonville, Duval	1,645
West Palm Beach, Palm Beach	1,490
Homestead, Dade	1,045
Naples, Collier	1,032
Lake Worth, Palm Beach	979
Fort Myers, Lee	935
Miami Beach, Dade	931
Immokalee, Collier	908
Pompano Beach, Broward	855
Bradenton, Manatee	840
Boynton Beach, Palm Beach	719
Boca Raton, Palm Beach	704
Saint Petersburg, Pinellas	698
Pensacola, Escambia	625
Delray Beach, Palm Beach	559
Lehigh Acres, Lee	526
Kissimmee, Osceola	526
Lake Worth Beach, Palm Beach	526
Miramar, Broward	504
Lakeland, Polk	476
Belle Glade, Palm Beach	459
Sarasota, Sarasota	447
Cape Coral, Lee	436
Port Saint Lucie, St. Lucie	434
Miami Gardens, Dade	411
Tallahassee, Leon	410
Clewiston, Hendry	409
Indiantown, Martin	386
Opa Locka, Dade	381
Stuart, Martin	354
North Miami Beach, Dade	351
Jupiter, Palm Beach	350
North Miami, Dade	345
Florida City, Dade	340
Coral Springs, Broward	327
Gainesville, Alachua	310
Port Charlotte, Charlotte	304
Daytona Beach, Volusia	290
Arcadia, Desoto	268
Sunrise, Broward	257
Doral, Dade	239
Clearwater, Pinellas	237
Winter Haven, Polk	228
Royal Palm Beach, Palm Beach	223
Jasper, Hamilton	222
Palm Beach Gardens, Palm Beach	220
Quincy, Gadsden	218
Davie, Broward	216
South Bay, Palm Beach	216
Bristol, Liberty	215
Apopka, Orange	214
Deerfield Beach, Broward	214
Margate, Broward	213

Coronavirus: characteristics of 63,378 Florida resident cases

Data verified as of Jun 8, 2020 at 10 AM

Data in this report are provisional and subject to change.

The table below includes the cities and counties of residence for cases in Florida residents based on the patient's ZIP Code. Note that city is not always received as part of the initial notification and may be missing while the case is being investigated.

City and county	Cases
South Miami, Dade	207
Fort Pierce, St. Lucie	206
Ocala, Marion	201
Largo, Pinellas	188
Orange Park, Clay	184
Plantation, Broward	182
Palmetto, Manatee	181
Tamarac, Broward	181
Aventura, Dade	180
Plant City, Hillsborough	172
Wellington, Palm Beach	161
Lake City, Columbia	160
Brandon, Hillsborough	160
Punta Gorda, Charlotte	160
Milton, Santa Rosa	159
Saint Cloud, Osceola	158
Sneads, Jackson	158
Palm Coast, Flagler	158
Riverview, Hillsborough	157
Coral Gables, Dade	155
Pahokee, Palm Beach	152
Weston, Broward	152
Pembroke Pines, Broward	151
Bonita Springs, Lee	149
Live Oak, Suwannee	149
Seminole, Pinellas	143
North Lauderdale, Broward	141
Melbourne, Brevard	137
Hallandale, Broward	133
Okeechobee, Okeechobee	132
Labelle, Hendry	128
Vero Beach, Indian River	123
Bushnell, Sumter	122
Sanford, Seminole	119
Wilton Manors, Broward	119
Oakland Park, Broward	117
Deltona, Volusia	113
Saint Augustine, St. Johns	112
Palatka, Putnam	112
Ormond Beach, Volusia	112
Altamonte Springs, Seminole	111
Fort Walton Beach, Okaloosa	110
North Port, Sarasota	108
Coconut Creek, Broward	104
Green Cove Springs, Clay	103
Clermont, Lake	102
Lauderhill, Broward	100
Davenport, Polk	98
Ruskin, Hillsborough	90
Marianna, Jackson	87
Cocoa, Brevard	86
Panama City, Bay	81
Moore Haven, Glades	80
Defuniak Springs, Walton	80
Winter Garden, Orange	80
Pinellas Park, Pinellas	80
Miami Lakes, Dade	77
Lantana, Palm Beach	77
Spring Hill, Hernando	77

Coronavirus: characteristics of 63,378 Florida resident cases

Data verified as of Jun 8, 2020 at 10 AM

Data in this report are provisional and subject to change.

The table below includes the cities and counties of residence for cases in Florida residents based on the patient's ZIP Code. Note that city is not always received as part of the initial notification and may be missing while the case is being investigated.

City and county	Cases
Palm Harbor, Pinellas	76
Ocoee, Orange	76
Casselberry, Seminole	75
Riviera Beach, Palm Beach	74
Hobe Sound, Martin	73
Key Biscayne, Dade	72
Middleburg, Clay	72
Bartow, Polk	71
Estero, Lee	71
Venice, Sarasota	70
Wesley Chapel, Pasco	70
New Port Richey, Pasco	70
Lauderdale Lakes, Broward	70
Chipley, Washington	70
The Villages, Sumter	68
North Fort Myers, Lee	67
Winter Park, Orange	66
Sebring, Highlands	65
Wauchula, Hardee	64
Land O Lakes, Pasco	64
Valrico, Hillsborough	64
Palm Bay, Brevard	63
Lake Wales, Polk	62
Deland, Volusia	62
Longwood, Seminole	61
Blountstown, Calhoun	61
Dade City, Pasco	61
Loxahatchee, Palm Beach	60
Oviedo, Seminole	60
Kissimmee, Polk	59
Port Orange, Volusia	59
Palm City, Martin	57
Bowling Green, Hardee	56
Madison, Madison	55
Ponte Vedra Beach, St. Johns	54
Cooper City, Broward	53
Cantonment, Escambia	53
Inverness, Citrus	52
Wimauma, Hillsborough	51
Lake Mary, Seminole	50
Palm Springs, Palm Beach	49
Leesburg, Lake	48
Perry, Taylor	47
Parrish, Manatee	47
Zephyrhills, Pasco	46
Starke, Bradford	46
Avon Park, Highlands	45
Jacksonville Beach, Duval	45
Windermere, Orange	45
Auburndale, Polk	44
Key West, Monroe	44
Dania, Broward	44
Lutz, Hillsborough	44
Winter Springs, Seminole	43
Saint Johns, St. Johns	42
Destin, Okaloosa	42
Chiefland, Levy	42
Debary, Volusia	41
Myakka City, Manatee	41

Coronavirus: characteristics of 63,378 Florida resident cases

Data verified as of Jun 8, 2020 at 10 AM

Data in this report are provisional and subject to change.

The table below includes the cities and counties of residence for cases in Florida residents based on the patient's ZIP Code. Note that city is not always received as part of the initial notification and may be missing while the case is being investigated.

City and county	Cases
Navarre, Santa Rosa	41
Brooksville, Hernando	40
Ponte Vedra, St. Johns	39
North Palm Beach, Palm Beach	38
Missing, Palm Beach	38
Parkland, Broward	38
Tarpon Springs, Pinellas	38
Seffner, Hillsborough	38
Titusville, Brevard	36
Palmetto Bay, Dade	36
Crestview, Okaloosa	35
Orange City, Volusia	35
Sarasota, Manatee	35
Old Town, Dixie	35
Haines City, Polk	34
Eustis, Lake	34
Fleming Island, Clay	34
Ellenton, Manatee	34
Jennings, Hamilton	33
Port Richey, Pasco	32
Palm Beach, Palm Beach	32
New Smyrna Beach, Volusia	31
Fernandina Beach, Nassau	31
Jensen Beach, Martin	31
Mulberry, Polk	31
Merritt Island, Brevard	31
Crawfordville, Wakulla	31
Gulf Breeze, Santa Rosa	30
Summerfield, Marion	30
Niceville, Okaloosa	30
Monticello, Jefferson	29
Sun City Center, Hillsborough	29
Hudson, Pasco	28
Pinecrest, Dade	27
Gibsonton, Hillsborough	26
Holiday, Pasco	26
Dunedin, Pinellas	25
Rockledge, Brevard	25
Apollo Beach, Hillsborough	23
Havana, Gadsden	23
Mount Dora, Lake	23
Cross City, Dixie	23
Tavernier, Monroe	23
Thonotosassa, Hillsborough	23
Ave Maria, Collier	23
Lake Panasoffkee, Sumter	22
Tavares, Lake	22
Bonifay, Holmes	22
Fort Meade, Polk	22
Macclenny, Baker	22
Dover, Hillsborough	22
Holly Hill, Volusia	22
Marco Island, Collier	22
Santa Rosa Beach, Walton	21
Florida Dept Of Corrections, Union	21
Maitland, Orange	21
Lake Placid, Highlands	20
Greenacres, Palm Beach	20
Panama City Beach, Bay	20

Coronavirus: characteristics of 63,378 Florida resident cases

Data verified as of Jun 8, 2020 at 10 AM

Data in this report are provisional and subject to change.

The table below includes the cities and counties of residence for cases in Florida residents based on the patient's ZIP Code. Note that city is not always received as part of the initial notification and may be missing while the case is being investigated.

City and county	Cases
Interlachen, Putnam	20
Missing, Lee	19
Bunnell, Flagler	19
Groveland, Lake	19
Alachua, Alachua	18
Edgewater, Volusia	18
Newberry, Alachua	18
Key Largo, Monroe	18
Jacksonville, St. Johns	18
Shalimar, Okaloosa	18
Pace, Santa Rosa	17
Lady Lake, Lake	17
Lake Park, Palm Beach	17
Missing, Dade	17
Missing, Hillsborough	17
Missing, Duval	17
Oxford, Sumter	17
El Portal, Dade	17
Safety Harbor, Pinellas	17
Chattahoochee, Gadsden	16
Fort Myers Beach, Lee	16
Callahan, Nassau	16
Mary Esther, Okaloosa	16
Missing, Orange	16
Crystal River, Citrus	16
Satellite Beach, Brevard	16
Odessa, Hillsborough	15
Carol City, Dade	15
Tequesta, Palm Beach	15
Williston, Levy	15
Bal Harbour, Dade	15
Gretna, Gadsden	15
Hialeah Gardens, Dade	15
Felda, Hendry	15
Clearwater Beach, Pinellas	15
West Miami, Dade	15
Midway, Gadsden	14
Missing, Highlands	14
Oldsmar, Pinellas	14
Sebastian, Indian River	14
Rotunda West, Charlotte	14
Mascotte, Lake	14
Zolfo Springs, Hardee	14
Cutler Bay, Dade	13
Dunnellon, Marion	13
Frostproof, Polk	13
Greenwood, Jackson	13
Nokomis, Sarasota	13
Hilliard, Nassau	13
Lakewood Ranch, Manatee	13
Bronson, Levy	13
East Palatka, Putnam	13
North Bay Village, Dade	13
Flagler Beach, Flagler	13
Lake Butler, Union	13
Missing, Broward	12
Atlantic Beach, Duval	12
Missing, Hendry	12
Fellsmere, Indian River	12

Coronavirus: characteristics of 63,378 Florida resident cases

Data verified as of Jun 8, 2020 at 10 AM

Data in this report are provisional and subject to change.

The table below includes the cities and counties of residence for cases in Florida residents based on the patient's ZIP Code. Note that city is not always received as part of the initial notification and may be missing while the case is being investigated.

City and county	Cases
Yulee, Nassau	12
Englewood, Sarasota	12
Sanibel, Lee	12
Lynn Haven, Bay	12
Cottdale, Jackson	12
Medley, Dade	11
Indian Rocks Beach, Pinellas	11
Englewood, Charlotte	11
Lecanto, Citrus	11
Lithia, Hillsborough	11
Molino, Escambia	11
Missing, Hardee	11
Viera, Brevard	11
Homosassa, Citrus	10
Cocoa Beach, Brevard	10
Biscayne Park, Dade	10
Citra, Marion	10
Miami Springs, Dade	10
Kendall, Dade	10
Hallandale Beach, Broward	10
Chuluota, Seminole	10
Citrus Springs, Citrus	10
Neptune Beach, Duval	9
Mayo, Lafayette	9
Coconut Grove, Dade	9
Missing, Volusia	9
Keystone Heights, Clay	9
Hernando, Citrus	9
Belleview, Marion	9
Trenton, Gilchrist	9
Wildwood, Sumter	9
Gotha, Orange	9
Belle Isle, Orange	9
Juno Beach, Palm Beach	9
South Daytona, Volusia	9
Temple Terrace, Hillsborough	9
The Villages, Lake	9
Bell, Gilchrist	9
Sunny Isles Beach, Dade	9
Kenneth City, Pinellas	8
Hawthorne, Alachua	8
Eagle Lake, Polk	8
Webster, Sumter	8
High Springs, Alachua	8
Missing, Desoto	8
Beverly Hills, Citrus	8
Crescent City, Putnam	8
Missing, Jackson	8
Minneola, Lake	8
Fort White, Columbia	8
Alva, Lee	8
Osprey, Sarasota	8
Poinciana, Polk	8
Indian Harbour Beach, Brevard	7
Grand Ridge, Jackson	7
Vernon, Washington	7
Freeport, Walton	7
Missing, Indian River	7
Mims, Brevard	7

Coronavirus: characteristics of 63,378 Florida resident cases

Data verified as of Jun 8, 2020 at 10 AM

Data in this report are provisional and subject to change.

The table below includes the cities and counties of residence for cases in Florida residents based on the patient's ZIP Code. Note that city is not always received as part of the initial notification and may be missing while the case is being investigated.

City and county	Cases
Missing, Collier	7
Missing, Polk	7
Atlantis, Palm Beach	7
O Brien, Suwannee	7
West Park, Broward	7
Surfside, Dade	7
Hypoluxo, Palm Beach	7
Dunnellon, Citrus	6
West Melbourne, Brevard	6
Lake Suzy, Desoto	6
Fruitland Park, Lake	6
Lighthouse Point, Broward	6
Marathon, Monroe	6
Celebration, Osceola	6
Trinity, Pasco	6
Spring Hill, Pasco	6
Bellview, Escambia	6
Lady Lake, Sumter	6
Miami Shores, Dade	6
Lake Alfred, Polk	6
Missing, Pinellas	6
South Pasadena, Pinellas	6
Southwest Ranches, Broward	5
Florahome, Putnam	5
Oak Hill, Volusia	5
Sorrento, Lake	5
Christmas, Orange	5
Polk City, Polk	5
Malone, Jackson	5
Sumterville, Sumter	5
Gulfport, Pinellas	5
Mcalpin, Suwannee	5
Placida, Charlotte	5
Missing, Okeechobee	5
Dundee, Polk	5
Altha, Calhoun	5
Branford, Suwannee	4
Floral City, Citrus	4
Odessa, Pasco	4
Melbourne Beach, Brevard	4
Waldo, Alachua	4
Missing, Madison	4
Micanopy, Alachua	4
Wellborn, Suwannee	4
Bay Harbor Islands, Dade	4
Laurel Hill, Okaloosa	4
Lee, Madison	4
Greenville, Madison	4
Glen Saint Mary, Baker	4
Tioga, Alachua	4
Venus, Highlands	4
Weeki Wachee, Hernando	4
Melrose, Putnam	4
Missing, Monroe	4
Eglin Air Force Base, Okaloosa	4
Missing, Manatee	4
Raiford, Union	4
Wewahitchka, Gulf	4
Madeira Beach, Pinellas	4

Coronavirus: characteristics of 63,378 Florida resident cases

Data verified as of Jun 8, 2020 at 10 AM

Data in this report are provisional and subject to change.

The table below includes the cities and counties of residence for cases in Florida residents based on the patient's ZIP Code. Note that city is not always received as part of the initial notification and may be missing while the case is being investigated.

City and county	Cases
Golden Beach, Dade	4
Montverde, Lake	4
Jay, Santa Rosa	4
Lake Helen, Volusia	4
White Springs, Hamilton	4
Youngstown, Bay	4
Missing, Charlotte	4
Matlacha, Lee	3
Bonifay, Washington	3
Carrollwood, Hillsborough	3
Singer Island, Palm Beach	3
Ocklawaha, Marion	3
Sebastian, Brevard	3
Lutz, Pasco	3
Cape Canaveral, Brevard	3
Coleman, Sumter	3
Greensboro, Gadsden	3
Satsuma, Putnam	3
Pomona Park, Putnam	3
Graceville, Jackson	3
Howey-In-The-Hills, Lake	3
Canal Point, Palm Beach	3
Babson Park, Polk	3
Alford, Jackson	3
Anthony, Marion	3
Sweetwater, Dade	3
Zellwood, Orange	3
Summerland Key, Monroe	3
Naranja, Dade	3
Missing, Pasco	3
Missing, Unknown	3
Bascom, Jackson	3
Hosford, Liberty	3
Belleair, Pinellas	3
Callaway, Bay	3
De Leon Springs, Volusia	3
Southport, Bay	3
Poinciana, Osceola	3
Sanderson, Baker	3
Miramar Beach, Walton	3
Westville, Holmes	3
Missing, Holmes	3
San Antonio, Pasco	3
Ona, Hardee	3
Hollister, Putnam	3
Geneva, Seminole	3
Century, Escambia	3
Archer, Alachua	2
Hastings, St. Johns	2
Haverhill, Palm Beach	2
Lehigh, Lee	2
Longboat Key, Sarasota	2
Missing, Citrus	2
Nocatee, Desoto	2
Centerville, Leon	2
Altoona, Lake	2
Lawtey, Bradford	2
Indialantic, Brevard	2
Heathrow, Seminole	2

Coronavirus: characteristics of 63,378 Florida resident cases

Data verified as of Jun 8, 2020 at 10 AM

Data in this report are provisional and subject to change.

The table below includes the cities and counties of residence for cases in Florida residents based on the patient's ZIP Code. Note that city is not always received as part of the initial notification and may be missing while the case is being investigated.

City and county	Cases
Bryceville, Nassau	2
Mangonia Park, Palm Beach	2
Village Of Palmetto Bay, Dade	2
Wahneta, Polk	2
Braden River, Manatee	2
Fpo, Duval	2
Longboat Key, Manatee	2
Goulds, Dade	2
Missing, Martin	2
Port Saint Joe, Gulf	2
Silver Springs, Marion	2
Umatilla, Lake	2
University Park, Manatee	2
Sopchoppy, Wakulla	2
Belleair Beach, Pinellas	2
Belleair Bluffs, Pinellas	2
Intercession City, Osceola	2
Lauderdale By The Sea, Broward	2
Brooker, Bradford	2
Baker, Okaloosa	2
Barefoot Bay, Brevard	2
Fisher Island, Dade	2
Reddick, Marion	2
Islamorada, Monroe	2
Bay Pines, Pinellas	2
Missing, Santa Rosa	2
Missing, St. Johns	2
Kathleen, Polk	2
Waverly, Polk	2
Yankeetown, Levy	2
Missing, Sarasota	2
Reunion, Osceola	2
Palma Sola, Manatee	2
Palmdale, Glades	2
Fountain, Bay	2
Labelle, Glades	2
Davenport, Osceola	2
Fruit Cove, St. Johns	1
Hampton, Bradford	1
Champions Gate, Polk	1
Bonita Springs, Duval	1
Long Boat Key, Manatee	1
Lake City, Suwannee	1
Lake Hamilton, Polk	1
Paxton, Walton	1
Pensacola Beach, Santa Rosa	1
Missing, Walton	1
Morrison, Levy	1
Wimauma, Manatee	1
San Mateo, Putnam	1
Okahumpka, Lake	1
Oakland, Orange	1
Bayshore Gardens, Manatee	1
Azalea Park, Orange	1
Cudjoe Key, Monroe	1
Gibsonia, Polk	1
Eastpoint, Franklin	1
Edgewood, Orange	1
Tice, Lee	1

Coronavirus: characteristics of 63,378 Florida resident cases

Data verified as of Jun 8, 2020 at 10 AM

Data in this report are provisional and subject to change.

The table below includes the cities and counties of residence for cases in Florida residents based on the patient's ZIP Code. Note that city is not always received as part of the initial notification and may be missing while the case is being investigated.

City and county	Cases
Tyndall Air Force Base, Bay	1
Switzerland, St. Johns	1
Tampa Palms, Hillsborough	1
Unknown, Columbia	1
Welaka, Putnam	1
Elkton, St. Johns	1
Graceville, Holmes	1
Fort McCoy, Marion	1
Clermont, Polk	1
Alafaya, Orange	1
Bradley, Polk	1
Boca Grande, Lee	1
Buckingham, Lee	1
Caryville, Washington	1
Missing, Glades	1
La Crosse, Alachua	1
Ponce Inlet, Volusia	1
Parker, Bay	1
Pembroke Park, Broward	1
Pine Hills, Orange	1
Missing, Leon	1
North Venice, Sarasota	1
Oklawaha, Marion	1
Laud-By-The-Sea, Broward	1
Jupiter, Duval	1
Indian Shores, Pinellas	1
Hawthorne, Putnam	1
Captiva, Lee	1
Loxahatchee Groves, Palm Beach	1
Miami, Unknown	1
Missing, Okaloosa	1
North Redington Beach, Pinellas	1
Ochopee, Collier	1
Orlando, Unknown	1
Palm Beach Shores, Palm Beach	1
Pierson, Volusia	1
Princeton, Dade	1
Siesta Key, Sarasota	1
Tierra Verde, Pinellas	1
West Bradenton, Manatee	1
West Villages, Sarasota	1
Valkaria, Brevard	1
South Palm Beach, Palm Beach	1
Santa Fe, Alachua	1
Paisley, Lake	1
Perdido Key, Escambia	1
Pooler, Broward	1
Miromar Lakes, Lee	1
Missing, Escambia	1
Missing, Lafayette	1
Okeechobee, Martin	1
Grand Island, Lake	1
Grant-Valkaria, Brevard	1
Hillsboro Beach, Broward	1
Holt, Okaloosa	1
Fanning Springs, Gilchrist	1
Fernandina, Nassau	1
East Coast, St. Lucie	1
Cypress Gardens, Polk	1

Coronavirus: characteristics of 63,378 Florida resident cases

Data verified as of Jun 8, 2020 at 10 AM

Data in this report are provisional and subject to change.

The table below includes the cities and counties of residence for cases in Florida residents based on the patient's ZIP Code. Note that city is not always received as part of the initial notification and may be missing while the case is being investigated.

City and county	Cases
Campbellton, Jackson	1
Baldwin, Duval	1
Balm, Hillsborough	1
Westchase, Hillsborough	1
Virginia Gardens, Dade	1
West Delray Beach, Palm Beach	1
Unknown Out Of Area, Palm Beach	1
Saint Leo, Pasco	1
Point Washington, Walton	1
Port Saint John, Brevard	1
Malabar, Brevard	1
Missing, Washington	1
New Church, Palm Beach	1
Missing, Alachua	1
Ocean Ridge, Palm Beach	1
Pasadena, Pinellas	1
Crystal Beach, Pinellas	1
Goodland, Collier	1
Harmony, Osceola	1
Litchfield Park, Unknown	1
Lake Butler, Bradford	1
Indian Lake Estates, Polk	1
Holmes Beach, Manatee	1
Homeless, Hillsborough	1
Hutchinson Island, St. Lucie	1
Key Colony Beach, Monroe	1
Atlantis, Unknown	1
Alpharetta, Broward	1
Ft Pierce, St. Lucie	1
Gulf Breeze, Escambia	1
Missing, Gulf	1
Missing, Marion	1
Pensacola Beach, Escambia	1
Pine Castle, Orange	1
Sugarloaf, Monroe	1
Yalaha, Lake	1
Missing, Dixie	1
Missing, Gadsden	1
Mcdavid, Escambia	1
Perth Amboy, Hillsborough	1
Fort Denaud, Hendry	1
Fern Park, Seminole	1
Destin, Walton	1
Aloma, Orange	1
Alva, Escambia	1
Bradenton Beach, Manatee	1
Bokeelia, Lee	1
Saint James City, Lee	1
Steinhatchee, Dixie	1
Tallevast, Manatee	1
Treasure Island, Pinellas	1
Total	63,378